

AIR HOSE REEL INSTRUCTIONS

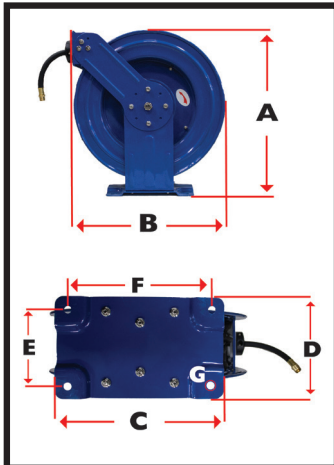


Specifications:

- Hose reel is for compressed air use only, unit is rated for 200 psi, air hose is rated for 300 psi
- Operation temperature between 0°F and 140°F.
- Indoor use, do not mount outside exposed to the elements, or on a service truck.

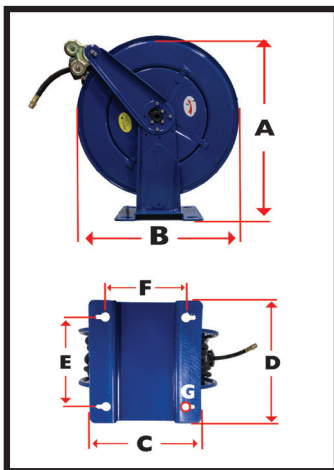
Installation:

- Use a flexible hose connection between the air supply pipe and hose reel, do not hard plumb, damage to the swivel will result.
- Assemble all NPT pipe thread connections with two wraps of teflon tape and then pipe sealant, to prevent thread galling
- Best to add a shut off valve near the reel, to stop the flow of air if needed.
- Reel can be mounted on ceiling, wall or floor. Mounting surface must be load bearing and have the ability to support the weight of the reel and constant pulling motion.
- After mounting, rotate the guide arm to allow the hose to pull thru rollers with minimal bending.



PART #	HOSE I.D.	HOSE LENGTH	HOSE END NPT	INLET SIZE NPT	WEIGHT
R-03050	3/8	50FT	1/4 MALE	1/2 FEMALE	36 LBS
R-03075	3/8	75FT	1/4 MALE	1/2 FEMALE	45 LBS
R-05050	1/2	50FT	1/2 MALE	1/2 FEMALE	52 LBS

PART #	A	B	C	D	E	F	G (Hole Ø)
R-03050	20.00"	17.50"	8.63"	5.75"	7.50"	7.50"	.50"
R-03075	22.00"	20.00"	11.63"	7.00"	9.75"	9.75"	.50"
R-05050	22.00"	20.00"	11.63"	7.00"	5.25"	9.75"	.50"



PART #	HOSE I.D.	HOSE LENGTH	HOSE END NPT	INLET SIZE NPT	WEIGHT
R-05100	1/2	100FT	1/2 MALE	1/2 FEMALE	82 LBS

PART #	A	B	C	D	E	F	G (Hole Ø)
R-05100	23.00"	22.00"	10.75"	11.75"	8.63"	7.63"	.75"

AIR HOSE REEL INSTRUCTIONS



Operation:


1. After mounting, pull the air hose slowly from the reel until you reach the desired length
 2. Listen for a clicking sound as the pawl engages the stopping ring, slowly release hose until reel stops
 3. To return hose on the reel, pull slowly, disengage the pawl and slowly return the hose on the reel
- DO NOT LET GO OF THE HOSE, DAMAGE TO THE REEL WILL OCCUR

Maintenance:

- Reel contains a high-tension spring assembly, to avoid injury remove all spring tension and air pressure before disassembly
- To adjust spring tension, remove or add a single wrap of the hose on the spool, until desired tension is achieved
- Reel and mechanisms do not require periodic lubrication, but keep the latching mechanism clean for proper engagement

WARNINGS

- Failure to mount hose reel to a structurally sound structure could result in injury or death
- Always use EYE PROTECTION when using compressed air
- DO NOT POINT compressed air at your body or any person
- Pressurize system SLOWLY
- TURN OFF air compressor when not in use
- ALWAYS RELIEVE the system pressure when installing or performing maintenance
- Systems must have a SAFETY RELIEF valve installed at the compressed air source to prevent over pressurization

 **WARNING:** This product can expose you to chemicals including lead, which is known to the State of California to cause cancer. For more information, go to www.P65Warnings.ca.gov.

Wash hands after handling.

**CONTAINS LEAD:
MAY BE HARMFUL IF EATEN OR CHEWED.
MAY GENERATE DUST CONTAINING LEAD.
KEEP OUT OF THE REACH OF CHILDREN**

LIMITED WARRANTY:

PRODUCTS MANUFACTURED BY THE SELLER CARRY A LIMITED ONE YEAR WARRANTY ONLY AS FOLLOWS EXCEPT AIR HOSE: PRODUCTS MANUFACTURED BY ENGINEERED SPECIALTIES, LLC., RAPIDAIR PRODUCTS DIVISION ARE WARRANTED TO BE FREE OF DEFECTS DUE TO FAULTY MATERIAL OR WORKSMANSHIP FOR 12 MONTHS FROM THE DATE OF PURCHASE. NORMAL WEAR AND TEAR IS NOT CONSIDERED A DEFECT IN MATERIAL OR WORKSMANSHIP. LIABILITY UNDER THIS WARRANTY IS LIMITED TO THE REPLACEMENT OF THE DEFECTIVE PART PROVIDED THAT THE FOLLOWING CONDITIONS ARE MET:

-THE COMPANY IS PROMPTLY NOTIFIED IN WRITING OF SUCH DEFECT IMMEDIATELY UPON DISCOVERY, AND THE DEFECTIVE PRODUCT IS RETURNED FOR INSPECTION

- THE DEFECT IS NOT DUE, WITHOUT LIMITATION, TO FAULTY INSTALLATION, MISALIGNMENT OF THE PRODUCT, VIBRATION, PRESSURE PULSATIONS, ORDINARY WEAR AND TEAR, CORROSION, ULTRAVIOLET DEGRADATION, OPERATION OUTSIDE THE PRODUCT SPECIFIED LIMITS AND USING THE PRODUCT FOR USES OTHER THAN ITS INTENDED USE SELLER MAKES NO WARRANTY OF MERCHANTABILITY OF THE GOODS OR OF THE FITNESS OF THE GOODS FOR ANY PARTICULAR PURPOSE.

SELLER MAKES NO WARRANTIES THROUGH ANY COURSE OF DEALING AND/OR PERFORMANCE BETWEEN THE SELLER AND BUYER. THE SELLER WILL NOT PAY CLAIMS FOR LABOR, MATERIALS AND/OR OTHER EXPENSES REQUIRED TO REPLACE OR REPAIR A DEFECTIVE PRODUCT. THE SELLER'S LIABILITY IS LIMITED TO THE REPLACEMENT OF THE DEFECTIVE PART. SELLER RESERVES THE RIGHT TO MODIFY OR ALTER THE PRODUCT AT ANY TIME. PRODUCTS WHICH WERE NOT MANUFACTURED BY THE SELLER ARE SUBJECT TO ONLY THE ORIGINAL MANUFACTURER'S GUARANTEE AND WARRANTIES, IF ANY. SELLER DOES NOT HAVE ANY ADDITIONAL RESPONSIBILITY IF ORIGINAL MANUFACTURER DENIES WARRANTY CLAIM. IN NO EVENT, (WHETHER A PRODUCT IS WARRANTED BY SELLER OR NOT) SHALL SELLER BE LIABLE FOR ANY INCIDENTAL, CONSEQUENTIAL OR SPECIAL DAMAGES OF ANY KIND OR NATURE WHATSOEVER, INCLUDING BUT NOT LIMITED TO LOST PROFITS ARISING FROM OR IN ANY WAY CONNECTED WITH THIS AGREEMENT OR ITEMS SOLD HEREUNDER, WHETHER ALLEGED TO ARISE FROM BREACH OF CONTRACT, EXPRESS OR IMPLIED WARRANTY, OR IN TORT, INCLUDING WITHOUT LIMITATION, NEGLIGENCE, FAILURE TO WARN OR STRICT LIABILITY.

**Engineered
Specialties LLC**
Auburndale, Wisconsin

1-800-954-3310 • www.rapidairproducts.com