

**ENERGY-EFFICIENT STANDARD FAMILY
R32 SPLIT SYSTEM HEAT PUMP
15.2 SEER2 & 7.8 HSPF2
3 TO 5 TONS**



Contents

Nomenclature..... 2
 Product Specifications..... 3
 Expanded Cooling Data..... 4
 Expanded Heating Data..... 18
 Performance Data 20
 Dimensions 21
 Wiring Diagrams 22
 Accessories 24

R32

Standard Features

- High-efficiency compressor
- SmartShift® technology to ensure quiet reliable defrost
- Enhanced aluminum fin coil- 5 mm diameter on 1.5T-3.5 Ton
- Enhanced aluminum fin coil with 7mm diameter copper tubes in 4.0- to 5.0-ton
- Single-speed PSC condenser fan motor
- Factory-installed bi-flow liquid-line filter drier
- Factory-installed suction-line accumulator
- Factory-installed compressor crankcase heater
- Factory-installed high-capacity muffler
- High- and low-pressure switches
- Service valves with sweat connections and easy access to gauge ports
- Fully charged for 15' of tubing length
- Fully enclosed contractor with lug connection
- Ground lug connection
- Capacitors with extended life
- AHRI Certified; ETL Listed

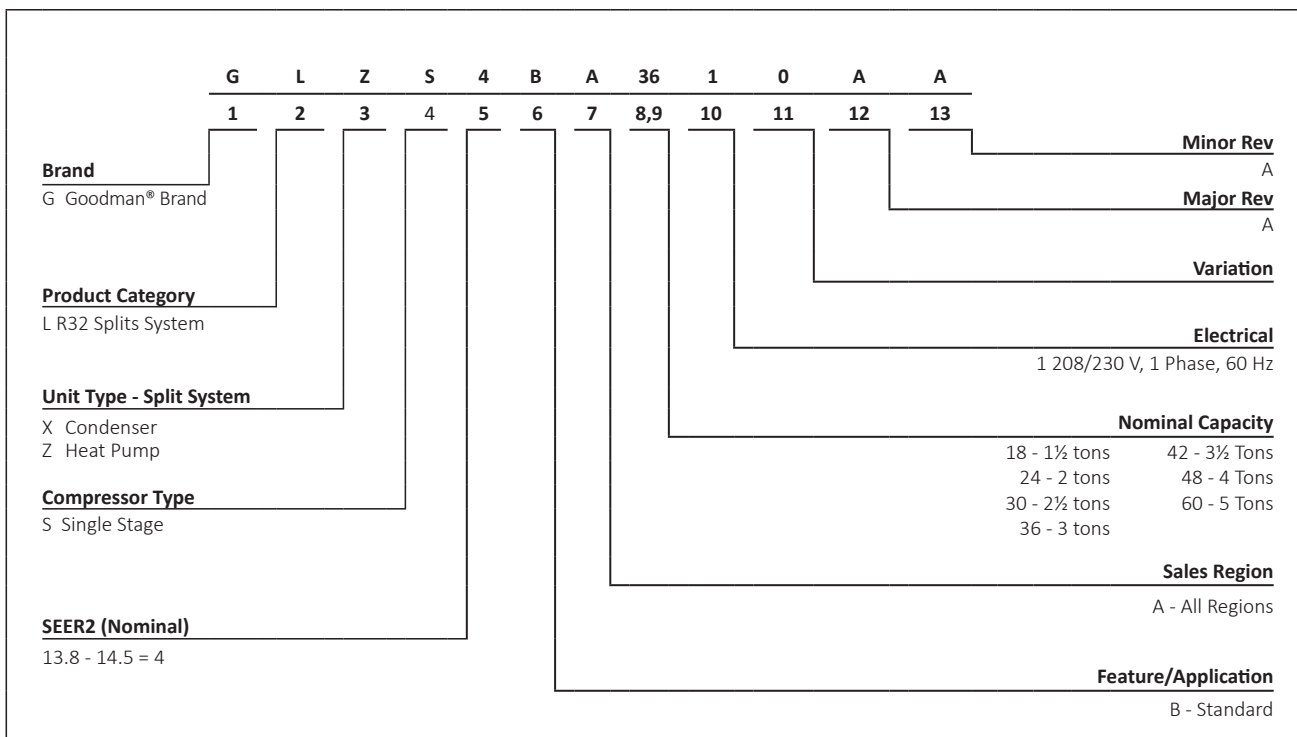
Cabinet Features

- Removable grille-style top design compliant with UL 60335-2-40
- Steel louver coil guard
- Heavy-gauge galvanized-steel cabinet
- Attractive Architectural Gray powder-paint finish with 500-hour salt-spray approval
- Top and side maintenance access
- When properly anchored, meets the 2023 Florida Building Code unit integrity requirements for hurricane-type winds (Anchor bracket kits available.)



* Complete warranty details available from your local dealer or at www.goodmanmfg.com. To receive the 10-Year Parts Limited Warranty, online registration must be completed within 60 days of installation. Online registration is not required in California or Québec. The duration of warranty coverages in Texas and Florida differs in some cases.

NOMENCLATURE



	GLZS4BA 1810*	GLZS4BA 2410*	GLZS4BA 3010*	GLZS4BA 3610*	GLZS4BA 4210*	GLZS4BA 4810*	GLZS4BA 6010*
NOMINAL CAPACITIES							
Cooling (BTU/h)	18,000	24,000	30,000	36,000	42,000	48,000	60,000
Heating (BTU/h)	18,000	24,000	30,000	36,000	42,000	48,000	60,000
Decibels	74	74	77	75	72	74	75
COMPRESSOR							
RLA	8.2	8.2	11.2	16.4	14.4	19.4	23.9
LRA	41.2	41.2	52.5	88.0	112.2	127.7	148.0
Stage	Single	Single	Single	Single	Single	Single	Single
Type	Rotary	Rotary	Rotary	Scroll	Scroll	Scroll	Scroll
CONDENSER FAN MOTOR							
Motor Type	PSC	PSC	PSC	PSC	PSC	PSC	PSC
Horsepower	1/6	1/6	1/6	1/6	1/4	1/4	1/4
FLA	0.95	0.95	0.95	0.97	1.30	1.30	1.30
REFRIGERATION SYSTEM							
Refrigerant Line Size ¹							
Liquid Line Size ("O.D.)	3/8"	3/8"	3/8"	3/8"	3/8"	3/8"	3/8"
Suction Line Size ("O.D.)	3/4"	3/4"	3/4"	7/8"	1 1/8"	1 1/8"	1 1/8"
Refrigerant Connection Size							
Liquid Valve Size ("O.D.)	3/8"	3/8"	3/8"	3/8"	3/8"	3/8"	3/8"
Suction Valve Size ("O.D.)	3/4"	3/4"	3/4"	7/8"	7/8"	7/8"	7/8"
Valve Connection Type	Sweat	Sweat	Sweat	Sweat	Sweat	Sweat	Sweat
Refrigerant Charge (oz.)	70	70	81	83	139	174	194
ELECTRICAL DATA							
Volts/Phase (60 Hz)	208/230	208/230	208/230	208/230	208/230	208/230	208/230
Minimum Circuit Ampacity ²	11.2	11.2	15.0	21.5	19.3	25.5	31.1
Max. Overcurrent Protection ³	15	15	25	35	30	40	50
Min / Max Volts	197/253	197/253	197/253	197/253	197/253	197/253	197/253
Electrical Conduit Size	1/2" or 3/4"	1/2" or 3/4"	1/2" or 3/4"	1/2" or 3/4"	1/2" or 3/4"	1/2" or 3/4"	1/2" or 3/4"
UNIT WEIGHTS							
Equipment Weight (lbs.)	150	150	175	196	262	269	300
Ship Weight (lbs)	165	165	190	211	277	284	320

¹ Tested and rated in accordance with ARI Standard 210/240

² Wire size should be determined in accordance with National Electrical Codes; extensive wire runs will require larger wire sizes

³ Must use time-delay fuses or HACR-type circuit breakers of the same size as noted.

NOTES

- Always check the S&R plate for electrical data on the unit being installed.
- Installer will need to supply 3/8" to 1 1/8" adapters for suction line connections.
- Unit is charged with refrigerant for 15' of 3/8" liquid line. System charge must be adjusted per Installation Instructions Final Charge Procedure.
- Installation of these units requires the specified TXV Kit to be installed on the indoor coil. THE SPECIFIED TXV IS DETERMINED BY THE OUTDOOR UNIT NOT THE INDOOR COIL.

EXPANDED COOLING DATA — GLZS4BA1810A*+AMST24BU1300A*

IDB		OUTDOOR AMBIENT TEMPERATURE																																			
		65°F						75°F						85°F						95°F						105°F						115°F					
		59	63	67	71	59	63	67	71	59	63	67	71	59	63	67	71	59	63	67	71	59	63	67	71	59	63	67	71								
70	AIRFLOW	59	63	67	71	59	63	67	71	59	63	67	71	59	63	67	71	59	63	67	71	59	63	67	71	59	63	67	71								
	MBh	18.2	18.5	19.0	-	18.1	18.3	18.9	-	17.6	17.8	18.4	-	16.8	17.0	17.6	-	15.8	16.0	16.6	-	14.8	15.1	15.6	-	13.8	14.1	14.7	-								
	S/T	0.54	0.47	0.34	-	0.54	0.47	0.35	-	0.57	0.50	0.37	-	0.58	0.51	0.39	-	1.00	0.53	0.41	-	1.00	0.58	0.46	-	1.00	0.58	0.46	-								
	ΔT	22	20	16	-	22	20	16	-	22	20	17	-	22	20	16	-	22	20	16	-	23	21	17	-	23	21	17	-								
	kW	1.05	1.05	1.05	-	1.17	1.17	1.17	-	1.30	1.30	1.30	-	1.44	1.44	1.44	-	1.61	1.60	1.60	-	1.79	1.79	1.79	-	1.79	1.79	1.79	-								
Amps	4.1	4.1	4.1	-	4.6	4.6	4.6	-	5.2	5.2	5.2	-	5.9	5.9	5.9	-	6.6	6.6	6.6	-	7.5	7.5	7.5	-	7.5	7.5	7.5	-									
635	MBh	18.6	18.8	19.4	-	18.4	18.6	19.2	-	17.9	18.2	18.7	-	17.1	17.3	17.9	-	16.1	16.3	16.9	-	15.2	15.4	16.0	-	14.8	15.1	15.6	-								
	S/T	0.62	0.55	0.42	-	0.63	0.56	0.43	-	0.65	0.58	0.45	-	1.00	0.60	0.47	-	1.00	0.62	0.49	-	1.00	0.67	0.54	-	1.00	0.67	0.54	-								
	ΔT	20	18	15	-	20	18	15	-	21	19	15	-	20	18	15	-	20	18	14	-	21	19	16	-	21	19	16	-								
	kW	1.06	1.06	1.06	-	1.18	1.18	1.17	-	1.31	1.31	1.31	-	1.46	1.46	1.45	-	1.62	1.62	1.61	-	1.81	1.80	1.80	-	1.81	1.80	1.80	-								
	Amps	4.1	4.1	4.1	-	4.7	4.7	4.6	-	5.3	5.3	5.3	-	5.9	5.9	5.9	-	6.7	6.7	6.6	-	7.5	7.5	7.5	-	7.5	7.5	7.5	-								
675	MBh	18.7	19.0	19.5	-	18.5	18.8	19.3	-	18.1	18.3	18.9	-	17.2	17.5	18.0	-	16.2	16.5	17.0	-	15.3	15.6	16.1	-	14.8	15.1	15.6	-								
	S/T	0.64	0.57	0.44	-	0.65	0.58	0.45	-	0.67	0.60	0.47	-	1.00	0.62	0.49	-	1.00	0.64	0.51	-	1.00	0.69	0.56	-	1.00	0.69	0.56	-								
	ΔT	20	18	14	-	20	18	14	-	20	18	14	-	20	18	14	-	19	18	14	-	21	19	15	-	21	19	15	-								
	kW	1.06	1.06	1.06	-	1.18	1.18	1.18	-	1.31	1.31	1.31	-	1.46	1.46	1.45	-	1.62	1.62	1.61	-	1.81	1.80	1.80	-	1.81	1.80	1.80	-								
	Amps	4.1	4.1	4.1	-	4.7	4.7	4.7	-	5.3	5.3	5.3	-	5.9	5.9	5.9	-	6.7	6.7	6.7	-	7.5	7.5	7.5	-	7.5	7.5	7.5	-								

75	MBh	18.2	18.5	19.0	19.9	18.1	18.3	18.9	19.7	17.6	17.9	18.4	19.2	16.8	17.0	17.6	18.4	15.8	16.0	16.6	17.4	14.9	15.1	15.7	16.5
	S/T	0.66	0.59	0.46	0.33	0.66	0.59	0.47	0.33	1.00	0.62	0.49	0.36	1.00	0.63	0.51	0.37	1.00	0.65	0.53	0.39	1.00	1.00	0.58	0.44
	ΔT	26	25	21	17	26	24	21	17	27	25	21	17	27	24	21	17	26	24	20	17	27	25	22	18
	kW	1.05	1.05	1.05	1.1	1.17	1.17	1.16	1.2	1.30	1.30	1.30	1.3	1.44	1.44	1.44	1.5	1.60	1.60	1.60	1.6	1.79	1.79	1.79	1.8
	Amps	4.1	4.1	4.1	4.1	4.6	4.6	4.6	4.6	5.2	5.2	5.2	5.3	5.9	5.9	5.9	5.9	6.6	6.6	6.6	6.6	7.5	7.5	7.5	7.5
635	MBh	18.6	18.8	19.4	20.2	18.4	18.7	19.2	20.0	17.9	18.2	18.7	19.6	17.1	17.4	17.9	18.7	16.1	16.4	16.9	17.7	15.2	15.4	16.0	16.8
	S/T	0.74	0.67	0.55	0.41	0.75	0.68	0.55	0.42	1.00	0.70	0.57	0.44	1.00	0.72	0.59	0.46	1.00	0.74	0.61	0.48	1.00	1.00	0.66	0.53
	ΔT	25	23	19	15	25	23	19	15	25	23	19	15	25	23	19	15	24	22	19	15	26	24	20	16
	kW	1.06	1.06	1.05	1.06	1.18	1.18	1.17	1.18	1.31	1.31	1.31	1.32	1.45	1.45	1.45	1.46	1.61	1.61	1.61	1.62	1.80	1.80	1.80	1.81
	Amps	4.1	4.1	4.1	4.1	4.7	4.7	4.6	4.7	5.3	5.3	5.3	5.3	5.9	5.9	5.9	6.0	6.7	6.7	6.6	6.7	7.5	7.5	7.5	7.5
675	MBh	18.7	19.0	19.5	20.3	18.5	18.8	19.3	20.2	18.1	18.3	18.9	19.7	17.2	17.5	18.0	18.9	16.2	16.5	17.0	17.9	15.3	15.6	16.1	17.0
	S/T	0.76	0.69	0.56	0.43	1.00	0.70	0.57	0.44	1.00	0.72	0.59	0.46	1.00	0.74	0.61	0.48	1.00	0.76	0.63	0.50	1.00	1.00	0.68	0.55
	ΔT	24	22	19	15	24	22	18	15	24	22	19	15	24	22	18	15	24	22	18	14	25	23	19	16
	kW	1.06	1.06	1.06	1.1	1.18	1.18	1.18	1.2	1.31	1.31	1.31	1.3	1.46	1.45	1.45	1.5	1.62	1.62	1.61	1.6	1.80	1.80	1.80	1.8
	Amps	4.1	4.1	4.1	4.2	4.7	4.7	4.7	4.7	5.3	5.3	5.3	5.3	5.9	5.9	5.9	6.0	6.7	6.7	6.7	6.7	7.5	7.5	7.5	7.6

IDB: Entering Indoor Dry Bulb Temperature
 High and low pressures are measured at the liquid and suction service valves.
 Shaded area reflects AHRI Rating Conditions.
 Amps = Outdoor unit amps (compressor + fan)
 kW = Total system power

EXPANDED COOLING DATA — GLZS4BA1810A*+AMST24BU1300A* (CONT.)

IDB		OUTDOOR AMBIENT TEMPERATURE																																															
		65°F						75°F						85°F						95°F						105°F						115°F																	
		59	63	67	71	75	79	59	63	67	71	75	79	59	63	67	71	75	79	59	63	67	71	75	79	59	63	67	71	75	79	59	63	67	71	75	79												
		ENTERING INDOOR WET BULB TEMPERATURE																																															
AIRFLOW																																																	
80	MBh	18.3	18.6	19.1	20.0	18.2	18.4	19.0	19.8	17.7	18.0	18.5	19.3	16.9	17.1	17.7	18.5	15.9	16.1	16.7	17.5	14.9	15.2	15.8	16.6	18.7	18.9	19.5	20.3	18.5	18.8	19.3	20.1	18.0	18.3	18.8	19.7	17.2	17.5	18.0	18.8	16.2	16.4	17.0	17.8	15.3	15.5	16.1	16.9
	S/T	1.00	0.70	0.58	0.44	1.00	0.71	0.58	0.45	1.00	0.73	0.61	0.47	1.00	0.75	0.62	0.49	1.00	1.00	0.65	0.51	1.00	1.00	0.69	0.56	1.00	0.79	0.66	0.53	1.00	0.82	0.69	0.56	1.00	0.82	0.69	0.56	1.00	1.00	0.73	0.60	1.00	1.00	0.78	0.65				
	ΔT	31	29	25	21	31	29	25	21	31	29	25	21	31	29	25	21	31	29	25	21	31	29	25	21	29	27	23	20	29	27	24	20	29	27	24	20	29	27	23	19	30	28	24	20				
	kW	1.05	1.05	1.05	1.1	1.17	1.17	1.17	1.2	1.30	1.30	1.30	1.3	1.44	1.44	1.44	1.5	1.61	1.60	1.60	1.6	1.79	1.79	1.79	1.8	1.05	1.05	1.05	1.1	1.17	1.18	1.17	1.18	1.31	1.31	1.31	1.32	1.45	1.45	1.45	1.46	1.61	1.61	1.61	1.62	1.80	1.80	1.80	1.81
	Amps	4.1	4.1	4.1	4.1	4.6	4.6	4.6	4.6	4.6	4.6	4.6	4.6	4.6	4.6	4.6	4.6	4.6	4.6	4.6	4.6	4.6	4.6	4.6	4.1	4.1	4.1	4.1	4.7	4.7	4.7	4.7	5.3	5.3	5.3	5.3	5.9	5.9	5.9	5.9	6.7	6.7	6.7	6.7	7.5	7.5	7.5	7.6	
675	MBh	18.8	19.1	19.6	20.4	18.6	18.9	19.4	20.3	18.2	18.4	19.0	19.8	17.3	17.6	18.1	19.0	16.3	16.6	17.1	18.0	15.4	15.7	16.2	17.1	18.8	19.1	19.6	20.4	18.6	18.9	19.4	20.3	18.2	18.4	19.0	19.8	17.3	17.6	18.1	19.0	16.3	16.6	17.1	18.0	15.4	15.7	16.2	17.1
	S/T	1.00	0.81	0.68	0.55	1.00	0.81	0.69	0.55	1.00	0.84	0.71	0.58	1.00	1.00	0.73	0.60	1.00	1.00	0.75	0.62	1.00	1.00	0.80	0.66	1.00	0.81	0.68	0.55	1.00	0.84	0.71	0.58	1.00	0.84	0.71	0.58	1.00	1.00	0.73	0.60	1.00	1.00	0.80	0.66				
	ΔT	29	27	23	19	29	27	23	19	29	27	23	19	29	27	23	19	29	27	23	19	28	26	23	19	29	27	23	19	29	27	23	19	29	27	23	19	28	26	23	19	28	26	23	19	30	28	24	20
	kW	1.06	1.06	1.06	1.1	1.18	1.18	1.18	1.2	1.31	1.31	1.31	1.3	1.46	1.46	1.46	1.5	1.62	1.62	1.62	1.6	1.81	1.81	1.81	1.8	1.06	1.06	1.06	1.1	1.18	1.18	1.18	1.2	1.31	1.31	1.31	1.3	1.46	1.46	1.46	1.5	1.62	1.62	1.62	1.6	1.81	1.81	1.81	1.8
	Amps	4.1	4.1	4.1	4.1	4.7	4.7	4.7	4.7	4.7	4.7	4.7	4.7	4.7	4.7	4.7	4.7	4.7	4.7	4.7	4.7	4.7	4.7	4.7	4.1	4.1	4.1	4.1	4.7	4.7	4.7	4.7	5.3	5.3	5.3	5.3	5.9	5.9	5.9	5.9	6.7	6.7	6.7	6.7	7.5	7.5	7.5	7.6	

85	MBh	18.6	18.9	19.5	20.3	18.5	18.7	19.3	20.1	18.0	18.3	18.8	19.6	17.2	17.4	18.0	18.8	16.2	16.4	17.0	17.8	15.3	15.5	16.1	16.9	18.6	18.9	19.5	20.3	18.5	18.7	19.3	20.1	18.0	18.3	18.8	19.6	17.2	17.4	18.0	18.8	16.2	16.4	17.0	17.8	15.3	15.5	16.1	16.9
	S/T	1.00	0.80	0.67	0.54	1.00	0.80	0.68	0.54	1.00	0.84	0.70	0.57	1.00	1.00	0.72	0.59	1.00	1.00	0.74	0.61	1.00	1.00	0.80	0.65	1.00	0.88	0.76	0.62	1.00	0.80	0.67	0.54	1.00	0.80	0.67	0.54	1.00	1.00	0.83	0.69	1.00	1.00	0.80	0.65				
	ΔT	35	33	29	25	35	33	29	25	35	33	29	25	35	33	29	25	35	33	29	25	34	32	29	25	35	33	29	25	35	33	29	25	35	33	29	25	34	32	29	25	34	32	29	25	36	34	30	26
	kW	1.05	1.05	1.05	1.1	1.17	1.17	1.17	1.2	1.30	1.30	1.30	1.3	1.45	1.45	1.45	1.5	1.61	1.61	1.61	1.6	1.80	1.80	1.80	1.8	1.05	1.05	1.05	1.1	1.17	1.18	1.19	1.2	1.31	1.31	1.31	1.32	1.46	1.46	1.46	1.46	1.62	1.62	1.62	1.6	1.80	1.80	1.80	1.81
	Amps	4.1	4.1	4.1	4.1	4.6	4.6	4.6	4.7	4.6	4.6	4.6	4.7	4.6	4.6	4.6	4.6	4.6	4.6	4.6	4.6	4.6	4.6	4.6	4.1	4.1	4.1	4.1	4.7	4.7	4.7	4.7	5.3	5.3	5.3	5.3	5.9	5.9	5.9	5.9	6.7	6.7	6.7	6.7	7.5	7.5	7.5	7.6	
675	MBh	19.1	19.4	19.9	20.7	18.9	19.2	19.7	20.6	18.5	18.7	19.3	20.1	17.6	17.9	18.4	19.3	16.6	16.9	17.4	18.3	15.7	16.0	16.5	17.4	19.1	19.4	19.9	20.7	18.9	19.2	19.7	20.6	18.5	18.7	19.3	20.1	17.6	17.9	18.4	19.3	16.6	16.9	17.4	18.3	15.7	16.0	16.5	17.4
	S/T	1.00	0.90	0.78	0.64	1.00	0.90	0.78	0.65	1.00	0.80	0.68	0.55	1.00	1.00	0.82	0.69	1.00	1.00	0.83	0.71	1.00	1.00	0.80	0.76	1.00	0.90	0.78	0.64	1.00	0.80	0.69	0.55	1.00	0.80	0.69	0.55	1.00	1.00	0.83	0.71	1.00	1.00	0.80	0.76				
	ΔT	33	31	27	23	33	31	27	23	33	31	27	23	33	31	27	23	33	31	27	23	32	30	26	23	33	31	27	23	33	31	27	23	33	31	27	23	32	30	26	23	33	31	28	24				
	kW	1.06	1.06	1.06	1.1	1.18	1.18	1.18	1.2	1.31	1.31	1.31	1.3	1.46	1.46	1.46	1.5	1.62	1.62	1.62	1.6	1.81	1.81	1.81	1.8	1.06	1.06	1.06	1.1	1.18	1.18	1.18	1.2	1.31	1.31	1.31	1.3	1.46	1.46	1.46	1.5	1.62	1.62	1.62	1.6	1.81	1.81	1.81	1.8
	Amps	4.1	4.1	4.1	4.1	4.7	4.7	4.7	4.7	4.7	4.7	4.7	4.7	4.7	4.7	4.7	4.7	4.7	4.7	4.7	4.7	4.7	4.7	4.7	4.1	4.1	4.1	4.1	4.7	4.7	4.7	4.7	5.3	5.3	5.3	5.3	5.9	5.9	5.9	5.9	6.7	6.7	6.7	6.7	7.5	7.5	7.5	7.6	

IDB: Entering Indoor Dry Bulb Temperature
 High and low pressures are measured at the liquid and suction service valves.
 Shaded area reflects AHRI Rating Conditions.
 kW = Total system power
 Amps = Outdoor unit amps (compressor + fan)

EXPANDED COOLING DATA — GLZS4BA2410A*+AMST24BU1300A*

IDB	OUTDOOR AMBIENT TEMPERATURE																									
	65°F				75°F				85°F				95°F				105°F				115°F					
	AIRFLOW	59	63	67	71	59	63	67	71	59	63	67	71	59	63	67	71	59	63	67	71	59	63	67	71	
	24.3	24.6	25.4	24.1	24.4	25.1	23.4	23.8	24.5	22.4	22.7	23.4	21.0	21.4	22.1	19.8	21.4	22.1	19.8	20.2	20.9	20.2	20.9	19.8	20.2	20.9
MBH	S/T	0.62	0.54	0.41	-	0.62	0.55	0.41	-	0.65	0.57	0.44	-	1.00	0.61	0.48	1.00	0.61	0.48	1.00	0.67	0.53	-	1.00	0.67	0.53
	ΔT	19	17	14	-	19	17	14	-	19	18	14	-	19	17	14	19	17	14	20	18	15	-	20	18	15
	kW	1.37	1.37	1.37	-	1.54	1.53	1.53	-	1.72	1.72	1.71	-	1.92	1.92	1.91	2.14	2.14	2.13	2.40	2.40	2.39	-	2.40	2.40	2.39
	Amps	5.4	5.4	5.3	-	6.1	6.1	6.1	-	6.9	6.9	6.9	-	8.9	8.9	8.8	8.9	8.9	8.8	10.1	10.1	10.0	-	10.1	10.1	10.0
700	MBh	24.5	24.9	25.6	-	24.3	24.7	25.4	-	23.7	24.0	24.7	-	21.3	21.6	22.3	21.3	21.6	22.3	20.1	20.4	21.1	-	20.1	20.4	21.1
	S/T	0.66	0.58	0.45	-	0.66	0.59	0.45	-	1.00	0.61	0.48	-	1.00	0.63	0.50	1.00	0.63	0.50	1.00	0.71	0.57	-	1.00	0.71	0.57
	ΔT	19	17	13	-	18	17	13	-	19	17	14	-	18	17	13	18	16	13	19	18	14	-	19	18	14
	kW	1.38	1.38	1.37	-	1.54	1.54	1.54	-	1.72	1.72	1.72	-	1.92	1.92	1.92	2.14	2.14	2.14	2.40	2.40	2.40	-	2.40	2.40	2.40
	Amps	5.4	5.4	5.4	-	6.1	6.1	6.1	-	7.0	7.0	7.0	-	8.9	8.9	8.9	8.9	8.9	8.9	10.1	10.1	10.1	-	10.1	10.1	10.1
900	MBh	25.1	25.4	26.1	-	24.8	25.2	25.9	-	24.2	24.6	25.3	-	21.8	22.1	22.9	21.8	22.1	22.9	20.6	20.9	21.7	-	20.6	20.9	21.7
	S/T	0.70	0.62	0.49	-	0.70	0.63	0.49	-	1.00	0.65	0.52	-	1.00	0.67	0.54	1.00	0.67	0.54	1.00	1.00	0.61	-	1.00	1.00	0.61
	ΔT	17	15	12	-	17	15	12	-	17	16	12	-	17	15	12	17	15	12	18	16	13	-	18	16	13
	kW	1.39	1.39	1.38	-	1.55	1.55	1.55	-	1.73	1.73	1.73	-	1.93	1.93	1.93	2.15	2.15	2.15	2.41	2.41	2.41	-	2.41	2.41	2.41
	Amps	5.4	5.4	5.4	-	6.2	6.2	6.2	-	7.0	7.0	7.0	-	8.9	8.9	8.9	8.9	8.9	8.9	10.1	10.1	10.1	-	10.1	10.1	10.1

	24.3	24.7	25.4	26.5	24.1	24.4	25.2	26.3	23.5	23.8	24.5	25.6	22.4	22.7	23.4	24.5	21.0	21.4	22.1	23.2	19.8	20.2	20.9	22.0	16.5
MBH	S/T	0.75	0.67	0.54	0.39	1.00	0.68	0.54	0.40	1.00	0.70	0.57	0.43	1.00	0.72	0.59	0.44	1.00	1.00	0.61	0.47	1.00	1.00	0.66	0.52
	ΔT	23	21	18	15	23	21	18	15	23	22	18	15	23	21	18	14	23	21	18	14	24	22	19	15
	kW	1.37	1.37	1.37	1.4	1.53	1.53	1.53	1.5	1.72	1.72	1.71	1.7	1.92	1.91	1.91	1.9	2.14	2.14	2.13	2.1	2.40	2.40	2.39	2.4
	Amps	5.4	5.3	5.3	5.4	6.1	6.1	6.1	6.1	6.9	6.9	6.9	7.0	7.8	7.8	7.8	7.9	8.9	8.9	8.8	8.9	10.1	10.0	10.0	10.1
700	MBh	24.5	24.9	25.6	26.7	24.3	24.7	25.4	26.5	23.7	24.0	24.8	25.9	22.6	23.0	23.7	24.8	21.3	21.6	22.3	23.4	20.1	20.4	21.1	22.2
	S/T	0.79	0.71	0.58	0.44	1.00	0.72	0.58	0.44	1.00	0.74	0.61	0.47	1.00	0.76	0.63	0.49	1.00	1.00	0.65	0.51	1.00	1.00	0.70	0.56
	ΔT	22	21	17	14	22	21	17	14	23	21	17	14	22	21	17	14	22	20	17	13	23	21	18	15
	kW	1.38	1.38	1.37	1.38	1.54	1.54	1.54	1.55	1.72	1.72	1.72	1.73	1.92	1.92	1.92	1.93	2.14	2.14	2.14	2.15	2.40	2.40	2.40	2.41
	Amps	5.4	5.4	5.4	5.4	6.1	6.1	6.1	6.2	7.0	7.0	7.0	7.0	7.9	7.9	7.9	7.9	8.9	8.9	8.9	8.9	10.1	10.1	10.1	10.1
	MBh	25.1	25.4	26.1	27.2	24.9	25.2	25.9	27.0	24.2	24.6	25.3	26.4	23.1	23.5	24.2	25.3	21.8	22.2	22.9	24.0	20.6	20.9	21.7	22.8
900	S/T	0.83	0.75	0.62	0.47	1.00	0.76	0.62	0.48	1.00	0.78	0.65	0.51	1.00	0.80	0.67	0.52	1.00	1.00	0.69	0.55	1.00	1.00	0.74	0.60
	ΔT	21	19	16	13	21	19	16	13	21	20	16	13	21	19	16	12	21	19	16	12	22	20	17	13
	kW	1.39	1.38	1.38	1.4	1.55	1.55	1.55	1.6	1.73	1.73	1.73	1.7	1.93	1.93	1.93	1.9	2.15	2.15	2.15	2.2	2.41	2.41	2.41	2.4
	Amps	5.4	5.4	5.4	5.5	6.2	6.2	6.2	6.2	7.0	7.0	7.0	7.1	7.9	7.9	7.9	8.0	8.9	8.9	8.9	8.9	10.1	10.1	10.1	10.2

IDB: Entering Indoor Dry Bulb Temperature
High and low pressures are measured at the liquid and suction service valves.

Shaded area reflects AHRI Rating Conditions.
kW = Total system power
Amps = Outdoor unit amps (compressor + fan)

EXPANDED COOLING DATA — GLZS4BA2410A*+AMST24BU1300A* (CONT.)

IDB		OUTDOOR AMBIENT TEMPERATURE																																			
		65°F						75°F						85°F						95°F						105°F						115°F					
		59	63	67	71	71	71	59	63	67	71	71	71	59	63	67	71	71	71	59	63	67	71	71	71	59	63	67	71	71	71	59	63	67	71	71	71
	AIRFLOW	24.4	24.8	25.5	26.6	26.4	24.2	24.6	25.3	26.4	26.4	23.6	23.9	24.7	25.8	24.7	22.5	22.8	23.6	24.7	24.7	21.2	21.5	22.2	23.3	23.3	20.0	20.3	21.0	22.1	22.1	19.0	19.3	20.0	21.1	21.1	
80	MBh	1.00	0.79	0.66	0.52	0.52	1.00	0.80	0.67	0.52	0.52	1.00	0.82	0.69	0.55	0.57	1.00	1.00	0.71	0.57	0.57	1.00	1.00	0.73	0.59	0.59	1.00	1.00	0.78	0.64	0.64	1.00	1.00	0.73	0.59	0.59	
	S/T	27	25	22	19	19	27	25	22	19	19	27	26	22	19	19	27	25	22	19	19	27	25	22	18	18	28	26	23	19	19	28	26	23	19	19	
	ΔT	1.37	1.37	1.37	1.4	1.4	1.54	1.53	1.53	1.5	1.5	1.72	1.72	1.71	1.7	1.7	1.92	1.92	1.91	1.9	1.9	2.14	2.14	2.13	2.1	2.1	2.40	2.40	2.39	2.4	2.4	2.40	2.40	2.39	2.4	2.4	
	kW	5.4	5.3	5.3	5.4	5.4	6.1	6.1	6.1	6.1	6.1	6.9	6.9	6.9	7.0	7.0	7.9	7.8	7.8	7.9	7.9	8.9	8.9	8.8	8.9	8.9	10.1	10.1	10.1	10.1	10.1	10.1	10.1	10.1	10.1	10.1	
	Amps	24.7	25.0	25.7	26.8	26.6	24.5	24.8	25.5	26.6	26.6	23.8	24.2	24.9	26.0	26.0	22.7	23.1	23.8	24.9	24.9	21.4	21.7	22.5	23.6	23.6	20.2	20.5	21.3	22.4	22.4	20.2	20.5	21.3	22.4	22.4	
770	MBh	1.00	0.83	0.70	0.56	0.56	1.00	0.84	0.71	0.57	0.57	1.00	1.00	0.73	0.59	0.61	1.00	1.00	0.75	0.61	0.61	1.00	1.00	0.77	0.63	0.63	1.00	1.00	0.82	0.68	0.68	1.00	1.00	0.77	0.63	0.63	
	S/T	26	25	21	18	18	26	25	21	18	18	27	25	22	18	18	26	25	21	18	18	26	24	21	17	17	27	26	22	19	19	27	26	22	19	19	
	ΔT	1.38	1.38	1.37	1.39	1.39	1.54	1.54	1.54	1.55	1.55	1.72	1.72	1.72	1.73	1.73	1.92	1.92	1.92	1.93	1.93	2.14	2.14	2.14	2.15	2.15	2.40	2.40	2.40	2.41	2.41	2.40	2.40	2.40	2.41	2.41	
	kW	5.4	5.4	5.4	5.4	5.4	6.1	6.1	6.1	6.2	6.2	7.0	7.0	7.0	7.0	7.0	7.9	7.9	7.9	7.9	7.9	8.9	8.9	8.9	8.9	8.9	10.1	10.1	10.1	10.1	10.1	10.1	10.1	10.1	10.1	10.1	
	Amps	25.2	25.5	26.3	27.4	27.2	25.0	25.3	26.1	27.2	27.2	24.4	24.7	25.4	26.5	26.5	23.3	23.6	24.3	25.4	25.4	21.9	22.3	23.0	24.1	24.1	20.7	21.1	21.8	22.9	22.9	20.7	21.1	21.8	22.9	22.9	
900	MBh	1.00	0.87	0.74	0.60	0.60	1.00	0.88	0.75	0.60	0.60	1.00	1.00	0.77	0.63	0.63	1.00	1.00	0.79	0.65	0.65	1.00	1.00	0.81	0.67	0.67	1.00	1.00	0.81	0.67	0.67	1.00	1.00	0.81	0.67	0.67	
	S/T	25	23	20	17	17	25	23	20	17	17	25	24	20	17	17	25	23	20	17	17	25	23	20	16	16	26	24	21	17	17	26	24	21	17	17	
	ΔT	1.39	1.39	1.38	1.4	1.4	1.55	1.55	1.55	1.6	1.6	1.73	1.73	1.73	1.7	1.7	1.93	1.93	1.93	1.9	1.9	2.15	2.15	2.15	2.2	2.2	2.41	2.41	2.41	2.4	2.4	2.41	2.41	2.41	2.4	2.4	
	kW	5.4	5.4	5.4	5.4	5.4	6.2	6.2	6.2	6.2	6.2	7.0	7.0	7.0	7.1	7.1	7.9	7.9	7.9	7.9	8.0	8.9	8.9	8.9	8.9	8.9	10.1	10.1	10.1	10.1	10.1	10.1	10.1	10.1	10.1	10.1	
	Amps	24.8	25.2	25.9	27.0	26.8	24.6	25.0	25.7	26.8	26.8	24.0	24.3	25.1	26.2	26.2	22.9	23.2	24.0	25.1	25.1	21.6	21.9	22.6	23.7	23.7	20.4	20.7	21.4	22.5	22.5	20.4	20.7	21.4	22.5	22.5	

700	MBh	24.8	25.2	25.9	27.0	26.8	24.6	25.0	25.7	26.8	26.8	24.0	24.3	25.1	26.2	26.2	22.9	23.2	24.0	25.1	25.1	21.6	21.9	22.6	23.7	23.7	20.4	20.7	21.4	22.5	22.5
	S/T	1.00	0.89	0.76	0.62	0.62	1.00	1.00	0.77	0.62	0.62	1.00	1.00	0.79	0.65	0.65	1.00	1.00	0.81	0.67	0.67	1.00	1.00	1.00	0.69	0.69	1.00	1.00	1.00	0.74	0.74
	ΔT	31	29	26	22	22	31	29	26	22	22	31	29	26	22	22	31	29	26	22	22	31	29	25	22	22	32	30	26	23	23
	kW	1.37	1.37	1.37	1.4	1.4	1.54	1.54	1.53	1.5	1.5	1.72	1.72	1.72	1.7	1.7	1.92	1.92	1.92	1.9	1.9	2.14	2.14	2.14	2.2	2.2	2.40	2.40	2.40	2.4	2.4
	Amps	5.4	5.4	5.4	5.4	5.4	6.1	6.1	6.1	6.2	6.2	7.0	7.0	6.9	7.0	7.0	7.9	7.9	7.8	7.9	7.9	8.9	8.9	8.9	8.9	8.9	10.1	10.1	10.1	10.1	10.1
770	MBh	25.1	25.4	26.1	27.2	27.0	24.9	25.2	25.9	27.0	27.0	24.2	24.6	25.3	26.4	26.4	23.1	23.5	24.2	25.3	25.3	21.8	22.2	22.9	24.0	24.0	20.6	20.9	21.7	22.8	22.8
	S/T	1.00	0.93	0.80	0.66	0.66	1.00	1.00	0.81	0.67	0.67	1.00	1.00	0.83	0.69	0.69	1.00	1.00	0.85	0.71	0.71	1.00	1.00	1.00	0.73	0.73	1.00	1.00	1.00	0.78	0.78
	ΔT	30	28	25	21	21	30	28	25	21	21	30	28	25	22	22	30	28	25	21	21	30	28	25	21	21	31	29	26	22	22
	kW	1.38	1.38	1.38	1.39	1.39	1.54	1.54	1.54	1.55	1.55	1.73	1.73	1.72	1.74	1.74	1.93	1.92	1.92	1.93	1.93	2.15	2.15	2.14	2.16	2.16	2.41	2.41	2.40	2.42	2.42
	Amps	5.4	5.4	5.4	5.4	5.4	6.1	6.1	6.1	6.2	6.2	7.0	7.0	7.0	7.0	7.0	7.9	7.9	7.9	7.9	7.9	8.9	8.9	8.9	8.9	8.9	10.1	10.1	10.1	10.1	10.1
900	MBh	25.6	26.0	26.7	27.8	27.6	25.4	25.7	26.5	27.6	27.6	24.8	25.1	25.8	26.9	26.9	23.7	24.0	24.7	25.8	25.8	22.3	22.7	23.4	24.5	24.5	21.1	21.5	22.2	23.3	23.3
	S/T	1.00	1.00	0.84	0.70	0.70	1.00	1.00	0.85	0.70	0.70	1.00	1.00	0.87	0.73	0.73	1.00	1.00	1.00	0.75	0.75	1.00	1.00	1.00	0.77	0.77	1.00	1.00	1.00	0.82	0.82
	ΔT	29	27	24	20	20	29	27	24	20	20	29	27	24	20	20	29	27	24	20	20	29	27	23	20	20	30	28	24	21	21
	kW	1.39	1.39	1.39	1.4	1.4	1.55	1.55	1.55	1.6	1.6	1.74	1.74	1.73	1.7	1.7	1.94	1.93	1.93	1.9	1.9	2.16	2.16	2.15	2.2	2.2	2.42	2.42	2.41	2.4	2.4
	Amps	5.4	5.4	5.4	5.5	5.5	6.2	6.2	6.2	6.2	6.2	7.0	7.0	7.0	7.1	7.1	7.9	7.9	7.9	7.9	8.0	9.0	8.9	8.9	8.9	8.9	10.1	10.1	10.1	10.1	10.1

IDB: Entering Indoor Dry Bulb Temperature
 High and low pressures are measured at the liquid and suction service valves.
 Shaded area reflects AHRI Rating Conditions.
 kW = Total system power
 Amps = Outdoor unit amps (compressor + fan)

EXPANDED COOLING DATA — GLZS4BA3010A*+AMST30BU1300A*

IDB		OUTDOOR AMBIENT TEMPERATURE																																			
		65°F						75°F						85°F						95°F						105°F						115°F					
		59	63	67	71	59	63	67	71	59	63	67	71	59	63	67	71	59	63	67	71	59	63	67	71	59	63	67	71								
		ENTERING INDOOR WET BULB TEMPERATURE																																			
AIRFLOW		29.0	29.4	30.3	-	28.7	29.1	30.0	-	28.0	28.4	29.2	-	26.7	27.1	27.9	-	25.1	25.5	26.3	-	23.6	24.0	24.9	-												
70	MBh	29.0	29.4	30.3	-	28.7	29.1	30.0	-	28.0	28.4	29.2	-	26.7	27.1	27.9	-	25.1	25.5	26.3	-	23.6	24.0	24.9	-												
	S/T	0.60	0.52	0.38	-	0.61	0.53	0.39	-	0.64	0.56	0.41	-	1.00	0.58	0.44	-	1.00	0.60	0.46	-	1.00	0.65	0.51	-												
	ΔT	18	17	14	-	18	17	14	-	19	17	14	-	18	17	14	-	18	16	13	-	19	18	14	-												
	kW	1.66	1.66	1.65	-	1.85	1.85	1.85	-	2.06	2.06	2.06	-	2.30	2.30	2.29	-	2.56	2.55	2.55	-	2.86	2.86	2.85	-												
Amps		6.1	6.1	6.1	-	7.0	7.0	6.9	-	7.9	7.9	7.9	-	9.0	9.0	9.0	-	10.2	10.2	10.2	-	11.6	11.6	11.6	-												
		29.5	29.9	30.8	-	29.2	29.6	30.5	-	28.5	28.9	29.7	-	27.2	27.6	28.4	-	25.6	26.0	26.8	-	24.1	24.5	25.4	-												
1050	MBh	29.5	29.9	30.8	-	29.2	29.6	30.5	-	28.5	28.9	29.7	-	27.2	27.6	28.4	-	25.6	26.0	26.8	-	24.1	24.5	25.4	-												
	S/T	0.69	0.61	0.47	-	0.70	0.62	0.48	-	0.73	0.65	0.51	-	1.00	0.67	0.53	-	1.00	0.69	0.55	-	1.00	0.74	0.60	-												
	ΔT	17	15	12	-	17	15	12	-	17	16	12	-	17	15	12	-	17	15	12	-	18	16	13	-												
	kW	1.67	1.67	1.67	-	1.86	1.86	1.86	-	2.08	2.08	2.07	-	2.31	2.31	2.31	-	2.57	2.57	2.56	-	2.87	2.87	2.87	-												
Amps		6.2	6.1	6.1	-	7.0	7.0	7.0	-	8.0	8.0	8.0	-	9.1	9.1	9.1	-	10.3	10.3	10.2	-	11.6	11.6	11.6	-												
		29.7	30.1	31.0	-	29.5	29.9	30.8	-	28.7	29.1	30.0	-	27.4	27.8	28.7	-	25.8	26.2	27.1	-	24.3	24.8	25.6	-												
1125	MBh	29.7	30.1	31.0	-	29.5	29.9	30.8	-	28.7	29.1	30.0	-	27.4	27.8	28.7	-	25.8	26.2	27.1	-	24.3	24.8	25.6	-												
	S/T	0.72	0.64	0.50	-	0.72	0.64	0.50	-	1.00	0.67	0.53	-	1.00	0.69	0.55	-	1.00	0.71	0.57	-	1.00	0.77	0.63	-												
	ΔT	17	15	12	-	16	15	12	-	17	15	12	-	16	15	12	-	16	15	11	-	17	16	13	-												
	kW	1.68	1.68	1.67	-	1.87	1.87	1.86	-	2.08	2.08	2.08	-	2.32	2.31	2.31	-	2.57	2.57	2.57	-	2.88	2.88	2.87	-												
Amps		6.2	6.2	6.2	-	7.1	7.0	7.0	-	8.0	8.0	8.0	-	9.1	9.1	9.1	-	10.3	10.3	10.3	-	11.7	11.7	11.6	-												

75	MBh	29.0	29.4	30.3	31.6	28.7	29.2	30.0	31.3	28.0	28.4	29.3	30.6	26.7	27.1	28.0	29.3	25.1	25.5	26.4	27.7	23.6	24.0	24.9	26.2
	S/T	0.74	0.66	0.52	0.37	0.74	0.66	0.52	0.37	1.00	0.69	0.55	0.40	1.00	0.71	0.57	0.42	1.00	0.73	0.59	0.44	1.00	1.00	0.65	0.50
	ΔT	22	20	17	14	22	20	17	14	22	21	18	14	22	20	17	14	22	20	17	14	23	21	18	15
	kW	1.66	1.66	1.65	1.7	1.85	1.85	1.84	1.9	2.06	2.06	2.06	2.1	2.30	2.29	2.29	2.3	2.55	2.55	2.55	2.6	2.86	2.86	2.85	2.9
Amps		6.1	6.1	6.1	6.1	7.0	7.0	6.9	7.0	7.9	7.9	7.9	8.0	9.0	9.0	9.0	9.0	10.2	10.2	10.2	10.2	11.6	11.6	11.6	11.6
1050	MBh	29.5	29.9	30.8	32.1	29.2	29.6	30.5	31.8	28.5	28.9	29.8	31.1	27.2	27.6	28.4	29.8	25.6	26.0	26.9	28.2	24.1	24.5	25.4	26.7
	S/T	0.83	0.75	0.61	0.46	1.00	0.75	0.61	0.46	1.00	0.78	0.64	0.49	1.00	0.66	0.51	0.36	1.00	0.68	0.53	0.38	1.00	1.00	0.74	0.59
	ΔT	21	19	16	13	21	19	16	13	21	19	16	13	21	19	16	13	20	19	16	12	21	20	17	13
	kW	1.67	1.67	1.67	1.68	1.86	1.86	1.86	1.87	2.08	2.08	2.07	2.09	2.31	2.31	2.30	2.32	2.57	2.57	2.56	2.58	2.87	2.87	2.87	2.88
Amps		6.1	6.1	6.1	6.2	7.0	7.0	7.0	7.1	8.0	8.0	8.0	8.1	9.1	9.1	9.0	9.1	10.3	10.2	10.2	10.3	11.6	11.6	11.6	11.7
1125	MBh	29.7	30.2	31.0	32.4	29.5	29.9	30.8	32.1	28.7	29.1	30.0	31.3	27.4	27.8	28.7	30.0	25.8	26.2	27.1	28.4	24.4	24.8	25.6	27.0
	S/T	0.85	0.77	0.63	0.48	1.00	0.78	0.64	0.49	1.00	0.80	0.66	0.51	1.00	0.82	0.68	0.53	1.00	0.71	0.56	0.41	1.00	1.00	0.76	0.61
	ΔT	20	19	15	12	20	18	15	12	20	19	16	12	20	18	15	12	20	18	15	12	21	19	16	13
	kW	1.68	1.67	1.67	1.7	1.87	1.87	1.86	1.9	2.08	2.08	2.08	2.1	2.31	2.31	2.31	2.3	2.57	2.57	2.57	2.6	2.88	2.88	2.87	2.9
Amps		6.2	6.2	6.1	6.2	7.0	7.0	7.0	7.1	8.0	8.0	8.0	8.1	9.1	9.1	9.1	9.1	10.3	10.3	10.3	10.3	11.7	11.7	11.6	11.7

IDB: Entering Indoor Dry Bulb Temperature
 High and low pressures are measured at the liquid and suction service valves.
 Shaded area reflects AHRI Rating Conditions.
 kW = Total system power
 Amps = Outdoor unit amps (compressor + fan)

EXPANDED COOLING DATA — GLZS4BA3010A*+AMST30BU1300A* (CONT.)

IDB		OUTDOOR AMBIENT TEMPERATURE																																			
		65°F						75°F						85°F						95°F						105°F						115°F					
		59	63	67	71	59	63	67	71	59	63	67	71	59	63	67	71	59	63	67	71	59	63	67	71	59	63	67	71								
	AIRFLOW	29.2	29.6	30.4	31.8	28.9	29.3	30.2	31.5	28.1	28.5	29.4	30.7	26.8	27.2	28.1	29.4	25.2	25.6	26.5	27.8	23.8	24.2	25.0	26.4	21.0	21.4	22.2	23.6								
80	MBh	29.2	29.6	30.4	31.8	28.9	29.3	30.2	31.5	28.1	28.5	29.4	30.7	26.8	27.2	28.1	29.4	25.2	25.6	26.5	27.8	23.8	24.2	25.0	26.4	21.0	21.4	22.2	23.6								
	S/T	1.00	0.79	0.65	0.50	1.00	0.79	0.68	0.53	1.00	0.82	0.68	0.53	1.00	1.00	0.70	0.55	1.00	1.00	0.72	0.57	1.00	1.00	0.78	0.63	1.00	1.00	0.78	0.63								
	ΔT	26	24	21	18	26	24	21	18	26	24	21	18	26	24	21	18	26	24	21	18	27	25	22	19	27	25	22	19								
	kW	1.66	1.66	1.65	1.7	1.85	1.85	1.85	1.9	2.06	2.06	2.06	2.1	2.30	2.29	2.29	2.3	2.56	2.55	2.55	2.6	2.86	2.86	2.86	2.9	2.86	2.86	2.85	2.9								
	Amps	6.1	6.1	6.1	6.1	7.0	7.0	6.9	7.0	7.9	7.9	7.9	8.0	9.0	9.0	9.0	9.1	10.2	10.2	10.2	10.2	11.6	11.6	11.6	11.6	11.6	11.6	11.6	11.6								
	MBh	29.6	30.1	30.9	32.3	29.4	29.8	30.7	32.0	28.6	29.0	29.9	31.2	27.3	27.7	28.6	29.9	25.7	26.1	27.0	28.3	24.3	24.7	25.5	26.9	21.0	21.4	22.2	23.6								
1050	S/T	1.00	0.88	0.74	0.59	1.00	0.89	0.74	0.60	1.00	0.91	0.77	0.62	1.00	1.00	0.79	0.64	1.00	1.00	0.81	0.66	1.00	1.00	0.87	0.72	1.00	1.00	0.87	0.72								
	ΔT	24	23	20	16	24	23	20	16	25	23	20	17	24	23	20	16	24	22	19	16	25	23	20	17	25	23	20	17								
	kW	1.67	1.67	1.67	1.68	1.86	1.86	1.86	1.87	2.08	2.08	2.07	2.09	2.31	2.31	2.31	2.32	2.57	2.57	2.56	2.58	2.87	2.87	2.87	2.88	2.87	2.87	2.87	2.88								
	Amps	6.2	6.1	6.1	6.2	7.0	7.0	7.0	7.1	8.0	8.0	8.0	8.1	9.1	9.1	9.0	9.1	10.3	10.2	10.2	10.3	11.6	11.6	11.6	11.7	11.7	11.7	11.6	11.7								
	MBh	29.9	30.3	31.2	32.5	29.6	30.0	30.9	32.2	28.9	29.3	30.2	31.5	27.6	28.0	28.9	30.2	26.0	26.4	27.3	28.6	24.5	24.9	25.8	27.1	21.0	21.4	22.2	23.6								
1125	S/T	1.00	0.90	0.76	0.61	1.00	0.91	0.77	0.62	1.00	1.00	0.79	0.64	1.00	1.00	0.81	0.66	1.00	1.00	0.84	0.69	1.00	1.00	0.89	0.74	1.00	1.00	0.89	0.74								
	ΔT	24	22	19	16	24	22	19	16	24	22	19	16	24	22	19	16	24	22	19	16	25	23	20	17	25	23	20	17								
	kW	1.68	1.68	1.67	1.7	1.87	1.87	1.86	1.9	2.08	2.08	2.08	2.1	2.32	2.31	2.31	2.3	2.57	2.57	2.57	2.6	2.88	2.88	2.88	2.9	2.88	2.88	2.87	2.9								
	Amps	6.2	6.2	6.2	6.2	7.1	7.0	7.0	7.1	8.0	8.0	8.0	8.1	9.1	9.1	9.1	9.1	10.3	10.3	10.3	10.3	11.7	11.7	11.7	11.7	11.7	11.7	11.6	11.7								

875	MBh	29.6	30.1	30.9	32.2	29.4	29.8	30.7	32.0	28.6	29.0	29.9	31.2	27.3	27.7	28.6	29.9	25.7	26.1	27.0	28.3	24.3	24.7	25.5	26.9
	S/T	1.00	0.89	0.75	0.60	1.00	1.00	0.76	0.61	1.00	1.00	0.79	0.64	1.00	1.00	0.81	0.66	1.00	1.00	0.83	0.68	1.00	1.00	1.00	0.73
	ΔT	29	27	24	21	29	27	24	21	29	28	24	21	29	27	24	21	29	27	24	21	30	28	25	22
	kW	1.66	1.66	1.66	1.7	1.85	1.85	1.85	1.9	2.07	2.07	2.06	2.1	2.30	2.30	2.30	2.3	2.56	2.56	2.55	2.6	2.86	2.86	2.86	2.9
	Amps	6.1	6.1	6.1	6.2	7.0	7.0	7.0	7.0	8.0	8.0	7.9	8.0	9.0	9.0	9.0	9.1	10.2	10.2	10.2	10.3	11.6	11.6	11.6	11.6
1050	MBh	30.1	30.5	31.4	32.7	29.9	30.3	31.2	32.5	29.1	29.5	30.4	31.7	27.8	28.2	29.1	30.4	26.2	26.6	27.5	28.8	24.8	25.2	26.0	27.4
	S/T	1.00	0.98	0.84	0.69	1.00	1.00	0.85	0.70	1.00	1.00	0.88	0.73	1.00	1.00	0.90	0.75	1.00	1.00	1.00	0.77	1.00	1.00	1.00	0.82
	ΔT	28	26	23	20	28	26	23	20	28	26	23	20	28	26	23	20	27	26	23	19	28	27	24	20
	kW	1.68	1.67	1.67	1.69	1.87	1.87	1.86	1.88	2.08	2.08	2.08	2.09	2.31	2.31	2.31	2.32	2.57	2.57	2.57	2.58	2.88	2.87	2.87	2.89
	Amps	6.2	6.2	6.1	6.2	7.0	7.0	7.0	7.1	8.0	8.0	8.0	8.1	9.1	9.1	9.1	9.1	10.3	10.3	10.3	10.3	11.7	11.7	11.6	11.7
1125	MBh	30.4	30.8	31.7	33.0	30.1	30.5	31.4	32.7	29.4	29.8	30.6	32.0	28.1	28.5	29.3	30.7	26.5	26.9	27.7	29.1	25.0	25.4	26.3	27.6
	S/T	1.00	1.00	0.87	0.72	1.00	1.00	0.87	0.72	1.00	1.00	0.90	0.75	1.00	1.00	0.92	0.77	1.00	1.00	1.00	0.79	1.00	1.00	1.00	0.85
	ΔT	27	26	22	19	27	25	22	19	27	26	23	19	27	25	22	19	27	25	22	19	28	26	23	20
	kW	1.68	1.68	1.68	1.7	1.87	1.87	1.87	1.9	2.09	2.09	2.08	2.1	2.32	2.32	2.31	2.3	2.58	2.58	2.57	2.6	2.88	2.88	2.88	2.9
	Amps	6.2	6.2	6.2	6.2	7.1	7.1	7.1	7.1	8.1	8.0	8.0	8.1	9.1	9.1	9.1	9.2	10.3	10.3	10.3	10.3	11.7	11.7	11.7	11.7

IDB: Entering Indoor Dry Bulb Temperature
 High and low pressures are measured at the liquid and suction service valves.
 Shaded area reflects AHRI Rating Conditions.
 kW = Total system power
 Amps = Outdoor unit amps (compressor + fan)

EXPANDED COOLING DATA — GLZS4BA3610A*+AMST36CU1300A*

IDB		OUTDOOR AMBIENT TEMPERATURE																																			
		65°F						75°F						85°F						95°F						105°F						115°F					
		59	63	67	71	71	59	63	67	71	71	59	63	67	71	71	59	63	67	71	71	59	63	67	71	71	59	63	67	71	71						
AIRFLOW		ENTERING INDOOR WET BULB TEMPERATURE																																			
70	1050	MBh	35.6	36.1	37.2	-	35.3	35.8	36.9	-	34.4	34.9	36.0	-	32.8	33.3	34.4	-	30.8	31.3	32.4	-	29.0	29.5	30.6	-	30.8	31.3	32.4	-	29.0	29.5	30.6	-			
		S/T	0.61	0.53	0.40	-	0.62	0.54	0.41	-	0.64	0.57	0.43	-	0.66	0.59	0.45	-	1.00	0.61	0.47	-	1.00	0.66	0.52	-	1.00	0.61	0.47	-	1.00	0.66	0.52	-			
		ΔT	19	18	14	-	19	18	14	-	20	18	14	-	19	18	14	-	19	17	14	-	20	18	15	-	19	17	14	-	20	18	15	-			
		kW	2.02	2.02	2.02	-	2.26	2.26	2.26	-	2.53	2.53	2.52	-	2.82	2.81	2.81	-	3.14	3.14	3.13	-	3.52	3.51	3.51	-	3.14	3.14	3.13	-	3.52	3.51	3.51	-			
		Amps	7.6	7.6	7.5	-	8.7	8.6	8.6	-	9.9	9.9	9.8	-	11.2	11.2	11.2	-	12.7	12.7	12.6	-	14.4	14.4	14.4	-	12.7	12.7	12.6	-	14.4	14.4	14.4	-			
1190		MBh	36.1	36.6	37.6	-	35.8	36.3	37.3	-	34.8	35.3	36.4	-	33.2	33.7	34.8	-	31.3	31.8	32.8	-	29.5	30.0	31.1	-	31.3	31.8	32.8	-	29.5	30.0	31.1	-			
		S/T	0.67	0.59	0.45	-	0.67	0.60	0.46	-	0.70	0.62	0.49	-	0.72	0.64	0.51	-	1.00	0.66	0.53	-	1.00	0.71	0.58	-	1.00	0.66	0.53	-	1.00	0.71	0.58	-			
		ΔT	18	17	13	-	18	17	13	-	19	17	13	-	18	17	13	-	18	16	13	-	19	17	14	-	18	16	13	-	19	17	14	-			
		kW	2.03	2.03	2.03	-	2.27	2.27	2.27	-	2.54	2.54	2.53	-	2.83	2.83	2.82	-	3.15	3.15	3.14	-	3.53	3.53	3.52	-	3.15	3.15	3.14	-	3.53	3.53	3.52	-			
		Amps	7.6	7.6	7.6	-	8.7	8.7	8.7	-	9.9	9.9	9.9	-	11.2	11.2	11.2	-	12.7	12.7	12.7	-	14.5	14.5	14.4	-	12.7	12.7	12.7	-	14.5	14.5	14.4	-			
1350		MBh	36.7	37.2	38.3	-	36.4	36.9	37.9	-	35.4	35.9	37.0	-	33.8	34.3	35.4	-	31.9	32.4	33.4	-	30.1	30.6	31.7	-	31.9	32.4	33.4	-	30.1	30.6	31.7	-			
		S/T	0.70	0.63	0.49	-	0.71	0.63	0.50	-	0.73	0.66	0.52	-	1.00	0.68	0.54	-	1.00	0.70	0.56	-	1.00	0.75	0.61	-	1.00	0.70	0.56	-	1.00	0.75	0.61	-			
		ΔT	17	16	12	-	17	16	12	-	18	16	12	-	17	16	12	-	17	15	12	-	18	16	13	-	17	15	12	-	18	16	13	-			
		kW	2.04	2.04	2.04	-	2.28	2.28	2.28	-	2.55	2.55	2.54	-	2.84	2.84	2.83	-	3.16	3.16	3.16	-	3.54	3.54	3.53	-	3.16	3.16	3.16	-	3.54	3.54	3.53	-			
		Amps	7.7	7.7	7.6	-	8.8	8.7	8.7	-	10.0	10.0	10.0	-	11.3	11.3	11.3	-	12.8	12.8	12.7	-	14.5	14.5	14.5	-	12.8	12.8	12.7	-	14.5	14.5	14.5	-			

1050	MBh	35.7	36.2	37.2	38.8	35.3	35.8	36.9	38.5	34.4	34.9	36.0	37.6	32.8	33.3	34.4	36.0	30.9	31.4	32.4	34.0	29.1	29.6	30.6	32.3
	S/T	0.74	0.66	0.53	0.39	0.75	0.67	0.53	0.39	1.00	0.70	0.56	0.42	1.00	0.71	0.58	0.44	1.00	0.74	0.60	0.46	1.00	0.79	0.65	0.51
	ΔT	23	22	18	15	23	22	18	15	24	22	18	15	23	22	18	15	23	21	18	14	24	22	19	16
	kW	2.02	2.02	2.01	2.0	2.26	2.26	2.25	2.3	2.53	2.52	2.52	2.5	2.81	2.81	2.81	2.8	3.14	3.14	3.13	3.1	3.52	3.51	3.51	3.5
	Amps	7.6	7.5	7.5	7.6	8.6	8.6	8.6	8.7	9.9	9.9	9.8	9.9	11.2	11.2	11.2	11.2	12.7	12.7	12.6	12.7	14.4	14.4	14.4	14.5
1190	MBh	36.1	36.6	37.7	39.3	35.8	36.3	37.3	39.0	34.8	35.4	36.4	38.0	33.2	33.8	34.8	36.4	31.3	31.8	32.9	34.5	29.5	30.0	31.1	32.7
	S/T	0.80	0.72	0.58	0.44	0.80	0.73	0.59	0.45	1.00	0.75	0.62	0.47	1.00	0.77	0.63	0.49	1.00	0.79	0.66	0.51	1.00	1.00	0.71	0.57
	ΔT	22	21	17	14	22	21	17	14	23	21	17	14	22	21	17	14	22	20	17	13	23	21	18	15
	kW	2.03	2.03	2.03	2.04	2.27	2.27	2.27	2.28	2.54	2.54	2.53	2.55	2.83	2.82	2.82	2.84	3.15	3.15	3.14	3.16	3.53	3.53	3.52	3.54
	Amps	7.6	7.6	7.6	7.7	8.7	8.7	8.7	8.8	9.9	9.9	9.9	10.0	11.2	11.2	11.2	11.3	12.7	12.7	12.7	12.8	14.4	14.4	14.4	14.5
1350	MBh	36.7	37.2	38.3	39.9	36.4	36.9	38.0	39.6	35.5	36.0	37.0	38.6	33.9	34.4	35.4	37.0	31.9	32.4	33.5	35.1	30.1	30.6	31.7	33.3
	S/T	0.83	0.76	0.62	0.48	0.84	0.76	0.63	0.48	1.00	0.79	0.65	0.51	1.00	0.81	0.67	0.53	1.00	0.83	0.69	0.55	1.00	1.00	0.74	0.60
	ΔT	21	20	16	13	21	20	16	13	22	20	16	13	21	20	16	13	21	19	16	12	22	20	17	14
	kW	2.04	2.04	2.04	2.1	2.28	2.28	2.28	2.3	2.55	2.55	2.54	2.6	2.84	2.84	2.83	2.8	3.16	3.16	3.15	3.2	3.54	3.54	3.53	3.6
	Amps	7.7	7.6	7.6	7.7	8.8	8.7	8.7	8.8	10.0	10.0	9.9	10.0	11.3	11.3	11.3	11.3	12.8	12.8	12.7	12.8	14.5	14.5	14.5	14.6

IDB: Entering Indoor Dry Bulb Temperature
 High and low pressures are measured at the liquid and suction service valves.
 Shaded area reflects AHRI Rating Conditions.
 kW = Total system power
 Amps = Outdoor unit amps (compressor + fan)

EXPANDED COOLING DATA — GLZS4BA3610A*+AMST36CU1300A* (CONT.)

IDB		OUTDOOR AMBIENT TEMPERATURE																																			
		65°F						75°F						85°F						95°F						105°F						115°F					
		59	63	67	71	71	59	63	67	71	71	59	63	67	71	71	59	63	67	71	71	59	63	67	71	71	59	63	67	71	71						
80	AIRFLOW	MBh	35.8	36.3	37.4	39.0	35.5	36.0	37.1	38.7	34.6	35.1	36.2	37.8	33.0	33.5	34.6	36.2	31.0	31.5	32.6	34.2	31.0	31.5	32.6	34.2	29.3	29.8	30.8	32.4	29.3	29.8	30.8	32.4			
	S/T	0.87	0.79	0.65	0.51	1.00	0.80	0.66	0.52	1.00	0.82	0.69	0.54	1.00	0.84	0.70	0.56	1.00	1.00	0.73	0.58	1.00	1.00	0.73	0.58	1.00	1.00	0.73	0.58	1.00	1.00	0.73	0.58				
	ΔT	27	26	22	19	27	26	22	19	28	26	22	19	27	26	22	19	27	25	22	18	27	25	22	18	28	26	23	20	28	26	23	20				
	kW	2.02	2.02	2.02	2.0	2.26	2.26	2.25	2.3	2.53	2.53	2.52	2.5	2.82	2.81	2.81	2.8	2.82	2.81	2.81	2.8	3.14	3.14	3.13	3.2	3.14	3.14	3.13	3.2	3.52	3.51	3.51	3.5				
	Amps	7.6	7.6	7.5	7.6	8.7	8.6	8.6	8.7	9.9	9.9	9.8	9.9	11.2	11.2	11.2	11.3	11.2	11.2	11.2	12.7	12.7	12.7	12.6	12.7	14.4	14.4	14.4	14.5	14.4	14.4	14.4	14.5				
80	AIRFLOW	MBh	36.3	36.8	37.8	39.5	36.0	36.5	37.5	39.2	35.0	35.5	36.6	38.2	33.4	33.9	35.0	36.6	31.5	32.0	33.0	34.7	31.5	32.0	33.0	34.7	29.7	30.2	31.3	32.9	29.7	30.2	31.3	32.9			
	S/T	1.00	0.85	0.71	0.57	1.00	0.85	0.72	0.57	1.00	0.88	0.74	0.60	1.00	0.90	0.76	0.62	1.00	1.00	0.78	0.64	1.00	1.00	0.78	0.64	1.00	1.00	0.83	0.69	1.00	1.00	0.83	0.69				
	ΔT	26	25	21	18	26	25	21	18	27	25	21	18	26	25	21	18	26	24	21	17	26	24	21	17	27	25	22	19	27	25	22	19				
	kW	2.03	2.03	2.03	2.05	2.27	2.27	2.27	2.28	2.54	2.54	2.53	2.55	2.83	2.83	2.82	2.84	2.83	2.83	3.14	3.16	3.15	3.15	3.14	3.16	3.53	3.53	3.52	3.54	3.53	3.53	3.52	3.54				
	Amps	7.6	7.6	7.6	7.7	8.7	8.7	8.7	8.8	9.9	9.9	9.9	10.0	11.2	11.2	11.2	11.3	12.7	12.7	12.7	12.8	12.7	12.7	12.7	12.8	14.5	14.5	14.4	14.5	14.5	14.5	14.4	14.5				
80	AIRFLOW	MBh	36.9	37.4	38.5	40.1	36.6	37.1	38.1	39.8	35.6	36.1	37.2	38.8	34.0	34.5	35.6	37.2	32.1	32.6	33.7	35.3	32.1	32.6	33.7	35.3	30.3	30.8	31.9	33.5	30.3	30.8	31.9	33.5			
	S/T	1.00	0.88	0.75	0.60	1.00	0.89	0.75	0.61	1.00	0.91	0.78	0.63	1.00	1.00	0.80	0.65	1.00	1.00	0.82	0.67	1.00	1.00	0.82	0.67	1.00	1.00	0.87	0.73	1.00	1.00	0.87	0.73				
	ΔT	25	24	20	17	25	24	20	17	26	24	20	17	25	24	20	17	25	23	20	16	25	23	20	16	26	24	21	18	26	24	21	18				
	kW	2.04	2.04	2.04	2.1	2.28	2.28	2.28	2.3	2.55	2.55	2.54	2.6	2.84	2.84	2.83	2.9	2.84	2.84	3.16	3.2	3.16	3.16	3.16	3.2	3.54	3.54	3.53	3.6	3.54	3.54	3.53	3.6				
	Amps	7.7	7.7	7.6	7.7	8.8	8.7	8.7	8.8	10.0	10.0	10.0	10.0	11.3	11.3	11.3	11.4	12.8	12.8	12.7	12.8	12.8	12.8	12.7	12.8	14.5	14.5	14.5	14.6	14.5	14.5	14.5	14.6				

1050	AIRFLOW	MBh	36.4	36.9	38.0	39.6	36.1	36.6	37.7	39.3	35.2	35.7	36.8	38.4	33.6	34.1	35.2	36.8	31.6	32.1	33.2	34.8	31.6	32.1	33.2	34.8	29.9	30.4	31.4	33.0	29.9	30.4	31.4	33.0
	S/T	1.00	0.89	0.76	0.61	1.00	0.90	0.76	0.62	1.00	1.00	0.79	0.64	1.00	1.00	0.81	0.66	1.00	1.00	0.83	0.68	1.00	1.00	0.83	0.68	1.00	1.00	1.00	0.74	1.00	1.00	1.00	0.74	
	ΔT	31	29	26	22	31	29	26	22	31	29	26	22	31	29	26	22	31	29	25	22	31	29	25	22	32	30	27	23	32	30	27	23	
	kW	2.03	2.02	2.02	2.0	2.27	2.26	2.26	2.3	2.53	2.53	2.53	2.5	2.82	2.82	2.81	2.8	2.82	2.82	3.14	3.2	3.14	3.14	3.14	3.2	3.52	3.52	3.52	3.5	3.52	3.52	3.52	3.5	
	Amps	7.6	7.6	7.6	7.6	8.7	8.7	8.6	8.7	9.9	9.9	9.9	10.0	11.2	11.2	11.2	11.3	12.7	12.7	12.7	12.7	12.7	12.7	12.7	12.7	14.4	14.4	14.4	14.5	14.4	14.4	14.4	14.5	
85	AIRFLOW	MBh	36.9	37.4	38.4	40.1	36.6	37.1	38.1	39.8	35.6	36.1	37.2	38.8	34.0	34.5	35.6	37.2	32.1	32.6	33.6	35.3	32.1	32.6	33.6	35.3	30.3	30.8	31.9	33.5	30.3	30.8	31.9	33.5
	S/T	1.00	0.95	0.81	0.67	1.00	0.95	0.82	0.67	1.00	1.00	0.84	0.70	1.00	1.00	0.86	0.72	1.00	1.00	0.88	0.74	1.00	1.00	0.88	0.74	1.00	1.00	1.00	0.79	1.00	1.00	1.00	0.79	
	ΔT	30	28	25	21	30	28	25	21	30	28	25	21	30	28	25	21	30	28	24	21	30	28	24	21	31	29	26	22	31	29	26	22	
	kW	2.04	2.04	2.03	2.05	2.28	2.28	2.27	2.29	2.54	2.54	2.54	2.56	2.83	2.83	2.83	2.84	2.83	2.83	3.15	3.17	3.15	3.15	3.15	3.17	3.53	3.53	3.53	3.55	3.53	3.53	3.53	3.55	
	Amps	7.6	7.6	7.6	7.7	8.7	8.7	8.7	8.8	9.9	9.9	9.9	10.0	11.3	11.3	11.2	11.3	12.7	12.7	12.7	12.8	12.7	12.7	12.7	12.8	14.5	14.5	14.5	14.6	14.5	14.5	14.5	14.6	
1350	AIRFLOW	MBh	37.5	38.0	39.1	40.7	37.2	37.7	38.7	40.4	36.2	36.7	37.8	39.4	34.6	35.1	36.2	37.8	32.7	33.2	34.3	35.9	32.7	33.2	34.3	35.9	30.9	31.4	32.5	34.1	30.9	31.4	32.5	34.1
	S/T	1.00	0.98	0.85	0.70	1.00	1.00	0.85	0.71	1.00	1.00	0.88	0.73	1.00	1.00	0.90	0.75	1.00	1.00	0.92	0.78	1.00	1.00	0.92	0.78	1.00	1.00	1.00	0.83	1.00	1.00	1.00	0.83	
	ΔT	29	27	24	20	29	27	24	20	29	27	24	20	29	27	24	20	29	27	23	20	29	27	23	20	30	28	25	21	30	28	25	21	
	kW	2.05	2.05	2.04	2.1	2.29	2.29	2.28	2.3	2.55	2.55	2.55	2.6	2.84	2.84	2.84	2.9	2.84	2.84	3.16	3.2	3.17	3.16	3.16	3.2	3.54	3.54	3.54	3.6	3.54	3.54	3.54	3.6	
	Amps	7.7	7.7	7.7	7.7	8.8	8.8	8.8	8.8	10.0	10.0	10.0	10.1	11.3	11.3	11.3	11.4	12.8	12.8	12.8	12.9	12.8	12.8	12.8	12.9	14.5	14.5	14.5	14.6	14.5	14.5	14.5	14.6	

IDB: Entering Indoor Dry Bulb Temperature
 High and low pressures are measured at the liquid and suction service valves.
 Shaded area reflects AHRI Rating Conditions.
 kW = Total system power
 Amps = Outdoor unit amps (compressor + fan)

EXPANDED COOLING DATA — GLZS4BA4210A*+AMST42CU1300A*

IDB		OUTDOOR AMBIENT TEMPERATURE																																			
		65°F						75°F						85°F						95°F						105°F						115°F					
		59	63	67	71	59	63	67	71	59	63	67	71	59	63	67	71	59	63	67	71	59	63	67	71	59	63	67	71								
		ENTERING INDOOR WET BULB TEMPERATURE																																			
1225	MBh	40.9	41.4	42.6	-	40.5	41.1	42.3	-	39.4	40.0	41.2	-	37.6	38.2	39.4	-	35.4	35.9	37.2	-	33.3	33.9	35.1	-												
	S/T	0.63	0.55	0.42	-	0.63	0.56	0.42	-	0.66	0.58	0.45	-	0.68	0.60	0.47	-	1.00	0.63	0.49	-	1.00	0.68	0.54	-												
	ΔT	19	17	14	-	19	17	14	-	19	17	14	-	19	17	14	-	18	17	13	-	19	18	14	-												
	kW	2.33	2.33	2.33	-	2.60	2.60	2.59	-	2.90	2.90	2.89	-	3.22	3.22	3.22	-	3.58	3.58	3.58	-	4.01	4.00	4.00	-												
	Amps	8.6	8.6	8.6	-	9.8	9.8	9.8	-	11.2	11.2	11.2	-	12.7	12.7	12.7	-	14.3	14.3	14.3	-	16.3	16.3	16.2	-												
70	MBh	41.2	41.8	43.0	-	40.9	41.4	42.7	-	39.8	40.4	41.6	-	38.0	38.5	39.8	-	35.7	36.3	37.5	-	33.7	34.3	35.5	-												
	S/T	0.67	0.59	0.45	-	0.67	0.60	0.46	-	0.70	0.62	0.49	-	0.72	0.64	0.51	-	1.00	0.66	0.53	-	1.00	0.71	0.58	-												
	ΔT	18	16	13	-	18	16	13	-	18	16	13	-	18	16	13	-	18	16	13	-	19	17	14	-												
	kW	2.34	2.34	2.34	-	2.61	2.61	2.60	-	2.91	2.91	2.90	-	3.23	3.23	3.22	-	3.59	3.59	3.58	-	4.01	4.01	4.01	-												
	Amps	8.7	8.7	8.6	-	9.9	9.9	9.9	-	11.2	11.2	11.2	-	12.7	12.7	12.7	-	14.4	14.4	14.3	-	16.3	16.3	16.3	-												
1575	MBh	42.2	42.7	44.0	-	41.8	42.4	43.6	-	40.7	41.3	42.5	-	38.9	39.5	40.7	-	36.7	37.3	38.5	-	34.6	35.2	36.4	-												
	S/T	0.71	0.63	0.50	-	0.71	0.64	0.50	-	0.74	0.66	0.53	-	0.76	0.68	0.55	-	1.00	0.70	0.57	-	1.00	0.76	0.62	-												
	ΔT	17	15	12	-	17	15	12	-	17	15	12	-	17	15	12	-	16	15	11	-	18	16	12	-												
	kW	2.36	2.36	2.35	-	2.63	2.62	2.62	-	2.92	2.92	2.92	-	3.25	3.24	3.24	-	3.61	3.61	3.60	-	4.03	4.03	4.02	-												
	Amps	8.7	8.7	8.7	-	10.0	9.9	9.9	-	11.3	11.3	11.3	-	12.8	12.8	12.8	-	14.4	14.4	14.4	-	16.4	16.4	16.4	-												

1225	MBh	40.9	41.5	42.7	44.5	40.5	41.1	42.3	44.2	39.4	40.0	41.2	43.1	37.6	38.2	39.4	41.3	35.4	36.0	37.2	39.0	33.3	33.9	35.1	37.0
	S/T	0.76	0.68	0.55	0.40	0.76	0.69	0.55	0.41	1.00	0.71	0.58	0.43	1.00	0.73	0.60	0.45	1.00	0.75	0.62	0.48	1.00	0.81	0.67	0.53
	ΔT	23	21	17	14	22	21	17	14	23	21	18	14	22	21	17	14	22	20	17	14	23	22	18	15
	kW	2.33	2.33	2.33	2.3	2.60	2.60	2.59	2.6	2.90	2.90	2.89	2.9	3.22	3.22	3.21	3.2	3.58	3.58	3.57	3.6	4.00	4.00	4.00	4.0
	Amps	8.6	8.6	8.6	8.7	9.8	9.8	9.8	9.9	11.2	11.2	11.2	11.3	12.7	12.7	12.6	12.7	14.3	14.3	14.3	14.4	16.3	16.2	16.2	16.3
75	MBh	41.3	41.8	43.0	44.9	40.9	41.5	42.7	44.5	39.8	40.4	41.6	43.5	38.0	38.6	39.8	41.6	35.8	36.3	37.6	39.4	33.7	34.3	35.5	37.4
	S/T	0.80	0.72	0.58	0.44	0.80	0.73	0.59	0.45	1.00	0.75	0.62	0.47	1.00	0.77	0.63	0.49	1.00	0.79	0.66	0.51	1.00	0.84	0.71	0.57
	ΔT	22	20	17	13	22	20	17	13	22	20	17	14	22	20	17	13	22	20	16	13	23	21	18	14
	kW	2.34	2.34	2.33	2.36	2.61	2.61	2.60	2.62	2.91	2.90	2.90	2.92	3.23	3.23	3.22	3.24	3.59	3.59	3.58	3.60	4.01	4.01	4.01	4.03
	Amps	8.7	8.6	8.6	8.7	9.9	9.9	9.8	9.9	11.2	11.2	11.2	11.3	12.7	12.7	12.7	12.8	14.4	14.4	14.3	14.4	16.3	16.3	16.3	16.4
1575	MBh	42.2	42.8	44.0	45.8	41.8	42.4	43.6	45.5	40.8	41.3	42.6	44.4	38.9	39.5	40.7	42.6	36.7	37.3	38.5	40.3	34.7	35.2	36.5	38.3
	S/T	0.84	0.76	0.63	0.48	0.84	0.77	0.63	0.49	1.00	0.79	0.66	0.51	1.00	0.81	0.68	0.53	1.00	0.83	0.70	0.55	1.00	1.00	0.75	0.61
	ΔT	21	19	16	12	21	19	15	12	21	19	16	12	21	19	15	12	20	19	15	12	21	20	16	13
	kW	2.36	2.36	2.35	2.4	2.62	2.62	2.62	2.6	2.92	2.92	2.92	2.9	3.25	3.24	3.24	3.3	3.61	3.60	3.60	3.6	4.03	4.03	4.02	4.0
	Amps	8.7	8.7	8.7	8.8	9.9	9.9	9.9	10.0	11.3	11.3	11.3	11.4	12.8	12.8	12.8	12.9	14.4	14.4	14.4	14.5	16.4	16.4	16.3	16.4

IDB: Entering Indoor Dry Bulb Temperature
 High and low pressures are measured at the liquid and suction service valves.
 Shaded area reflects AHRI Rating Conditions.
 kW = Total system power
 Amps = Outdoor unit amps (compressor + fan)

EXPANDED COOLING DATA — GLZS4BA4210A*+AMST42CU1300A* (CONT.)

IDB	AIRFLOW	OUTDOOR AMBIENT TEMPERATURE																							
		65°F				75°F				85°F				95°F				105°F				115°F			
		59	63	67	71	59	63	67	71	59	63	67	71	59	63	67	71	59	63	67	71	59	63	67	71
80	MBh	41.1	41.7	42.9	44.7	40.7	41.3	42.5	44.4	39.7	40.2	41.5	43.3	37.8	38.4	39.6	41.5	35.6	36.2	37.4	39.2	33.6	34.1	35.3	37.2
	S/T	0.88	0.81	0.67	0.53	1.00	0.81	0.68	0.53	1.00	0.84	0.70	0.56	1.00	0.86	0.72	0.58	1.00	1.00	0.74	0.60	1.00	1.00	0.80	0.65
	ΔT	26	25	21	18	26	25	21	18	27	25	22	18	26	25	21	18	26	24	21	18	27	25	22	19
	kW	2.33	2.33	2.33	2.3	2.60	2.60	2.59	2.6	2.90	2.90	2.89	2.9	3.22	3.22	3.21	3.2	3.58	3.58	3.58	3.6	4.00	4.00	4.00	4.0
	Amps	8.6	8.6	8.6	8.7	9.8	9.8	9.8	9.9	11.2	11.2	11.2	11.3	12.7	12.7	12.6	12.7	14.3	14.3	14.3	14.4	16.3	16.3	16.2	16.3
80	MBh	41.5	42.0	43.3	45.1	41.1	41.7	42.9	44.7	40.0	40.6	41.8	43.7	38.2	38.8	40.0	41.9	36.0	36.5	37.8	39.6	33.9	34.5	35.7	37.6
	S/T	0.92	0.85	0.71	0.57	1.00	0.85	0.72	0.57	1.00	0.88	0.74	0.60	1.00	0.90	0.76	0.62	1.00	1.00	0.78	0.64	1.00	1.00	0.83	0.69
	ΔT	26	24	21	17	26	24	21	17	26	24	21	17	26	24	21	17	25	24	20	17	26	25	21	18
	kW	2.34	2.34	2.34	2.36	2.61	2.61	2.60	2.62	2.91	2.91	2.90	2.92	3.23	3.23	3.22	3.24	3.59	3.59	3.58	3.61	4.01	4.01	4.01	4.03
	Amps	8.7	8.6	8.6	8.7	9.9	9.9	9.9	9.9	11.2	11.2	11.2	11.3	12.7	12.7	12.7	12.8	14.4	14.4	14.3	14.4	16.3	16.3	16.3	16.4
1575	MBh	42.4	43.0	44.2	46.0	42.0	42.6	43.8	45.7	41.0	41.5	42.8	44.6	39.1	39.7	40.9	42.8	36.9	37.5	38.7	40.6	34.9	35.4	36.7	38.5
	S/T	1.00	0.89	0.75	0.61	1.00	0.89	0.76	0.61	1.00	0.92	0.78	0.64	1.00	0.94	0.80	0.66	1.00	1.00	0.82	0.68	1.00	1.00	0.87	0.73
	ΔT	24	23	19	16	24	23	19	16	25	23	20	16	24	23	19	16	24	22	19	16	25	24	20	17
	kW	2.36	2.36	2.35	2.4	2.63	2.62	2.62	2.6	2.92	2.92	2.92	2.9	3.25	3.24	3.24	3.3	3.61	3.61	3.60	3.6	4.03	4.03	4.02	4.0
	Amps	8.7	8.7	8.7	8.8	10.0	9.9	9.9	10.0	11.3	11.3	11.3	11.4	12.8	12.8	12.8	12.9	14.4	14.4	14.4	14.5	16.4	16.4	16.3	16.4

1225	MBh	41.8	42.3	43.6	45.4	41.4	42.0	43.2	45.1	40.3	40.9	42.1	44.0	38.5	39.1	40.3	42.2	36.3	36.9	38.1	39.9	34.2	34.8	36.0	37.9
	S/T	1.00	0.91	0.77	0.63	1.00	0.91	0.78	0.64	1.00	1.00	0.80	0.66	1.00	1.00	0.82	0.68	1.00	1.00	0.85	0.70	1.00	1.00	0.90	0.75
	ΔT	30	28	25	21	30	28	25	21	30	28	25	22	30	28	25	21	30	28	25	21	31	29	26	22
	kW	2.34	2.34	2.33	2.4	2.61	2.60	2.60	2.6	2.90	2.90	2.90	2.9	3.23	3.22	3.22	3.2	3.59	3.59	3.58	3.6	4.01	4.01	4.00	4.0
	Amps	8.6	8.6	8.6	8.7	9.9	9.9	9.8	9.9	11.2	11.2	11.2	11.3	12.7	12.7	12.7	12.8	14.4	14.3	14.3	14.4	16.3	16.3	16.3	16.4
85	MBh	42.2	42.7	43.9	45.8	41.8	42.4	43.6	45.4	40.7	41.3	42.5	44.4	38.9	39.5	40.7	42.5	36.7	37.2	38.5	40.3	34.6	35.2	36.4	38.3
	S/T	1.00	0.95	0.81	0.67	1.00	0.95	0.82	0.67	1.00	1.00	0.84	0.70	1.00	1.00	0.86	0.72	1.00	1.00	0.88	0.74	1.00	1.00	1.00	0.79
	ΔT	29	27	24	21	29	27	24	21	29	28	24	21	29	27	24	21	29	27	24	20	30	28	25	22
	kW	2.35	2.35	2.34	2.36	2.62	2.61	2.61	2.63	2.91	2.91	2.91	2.93	3.24	3.23	3.23	3.25	3.60	3.59	3.59	3.61	4.02	4.02	4.01	4.03
	Amps	8.7	8.7	8.7	8.7	9.9	9.9	9.9	10.0	11.3	11.3	11.2	11.3	12.7	12.7	12.7	12.8	14.4	14.4	14.4	14.5	16.3	16.3	16.3	16.4
1575	MBh	43.1	43.7	44.9	46.7	42.7	43.3	44.5	46.4	41.7	42.2	43.4	45.3	39.8	40.4	41.6	43.5	37.6	38.2	39.4	41.2	35.6	36.1	37.3	39.2
	S/T	1.00	0.99	0.85	0.71	1.00	0.99	0.86	0.72	1.00	1.00	0.88	0.74	1.00	1.00	0.90	0.76	1.00	1.00	0.92	0.78	1.00	1.00	1.00	0.83
	ΔT	28	26	23	19	28	26	23	19	28	26	23	20	28	26	23	19	28	26	23	19	29	27	24	20
	kW	2.36	2.36	2.36	2.4	2.63	2.63	2.62	2.6	2.93	2.93	2.92	2.9	3.25	3.25	3.25	3.3	3.61	3.61	3.61	3.6	4.04	4.03	4.03	4.0
	Amps	8.8	8.7	8.7	8.8	10.0	10.0	9.9	10.0	11.3	11.3	11.3	11.4	12.8	12.8	12.8	12.9	14.5	14.5	14.4	14.5	16.4	16.4	16.4	16.5

IDB: Entering Indoor Dry Bulb Temperature
 High and low pressures are measured at the liquid and suction service valves.
 Shaded area reflects AHRI Rating Conditions.
 kW = Total system power
 Amps = Outdoor unit amps (compressor + fan)

EXPANDED COOLING DATA — GLZS4BA4810A*+AMST48CU1300A*

IDB		OUTDOOR AMBIENT TEMPERATURE																																			
		65°F						75°F						85°F						95°F						105°F						115°F					
		59	63	67	71	59	63	67	71	59	63	67	71	59	63	67	71	59	63	67	71	59	63	67	71	59	63	67	71								
		ENTERING INDOOR WET BULB TEMPERATURE																																			
AIRFLOW		59	63	67	71	59	63	67	71	59	63	67	71	59	63	67	71	59	63	67	71	59	63	67	71	59	63	67	71								
1450	MBh	46.9	47.6	48.9	-	46.5	47.1	48.5	-	45.3	45.9	47.3	-	43.2	43.9	45.2	-	40.7	41.3	42.7	-	38.3	39.0	40.4	-	38.3	39.0	40.4	-								
	S/T	0.67	0.59	0.45	-	0.67	0.60	0.46	-	0.70	0.62	0.49	-	0.72	0.64	0.51	-	1.00	0.66	0.53	-	1.00	0.71	0.58	-	1.00	0.71	0.58	-								
	ΔT	19	17	13	-	19	17	13	-	19	17	14	-	19	17	13	-	18	16	13	-	19	18	14	-	19	18	14	-								
	kW	2.63	2.63	2.62	-	2.95	2.94	2.94	-	3.30	3.29	3.29	-	3.68	3.67	3.67	-	4.10	4.10	4.09	-	4.60	4.60	4.59	-	4.60	4.60	4.59	-								
	Amps	10.0	10.0	9.9	-	11.4	11.4	11.4	-	13.0	13.0	13.0	-	14.8	14.8	14.7	-	16.7	16.7	16.7	-	19.0	19.0	18.9	-	19.0	19.0	18.9	-								
70	MBh	47.5	48.1	49.5	-	47.1	47.7	49.1	-	45.9	46.5	47.9	-	43.8	44.4	45.8	-	41.2	41.9	43.3	-	38.9	39.6	41.0	-	38.9	39.6	41.0	-								
	S/T	0.70	0.62	0.48	-	0.70	0.63	0.49	-	0.73	0.65	0.52	-	0.75	0.67	0.54	-	1.00	0.69	0.56	-	1.00	0.74	0.61	-	1.00	0.74	0.61	-								
	ΔT	18	16	13	-	18	16	13	-	18	16	13	-	18	16	13	-	18	16	12	-	19	17	13	-	19	17	13	-								
	kW	2.64	2.64	2.64	-	2.96	2.96	2.95	-	3.31	3.31	3.30	-	3.69	3.69	3.68	-	4.11	4.11	4.10	-	4.61	4.61	4.60	-	4.61	4.61	4.60	-								
	Amps	10.0	10.0	10.0	-	11.5	11.5	11.4	-	13.1	13.1	13.0	-	14.8	14.8	14.8	-	16.8	16.7	16.7	-	19.0	19.0	19.0	-	19.0	19.0	19.0	-								
1800	MBh	48.4	49.1	50.5	-	48.0	48.7	50.1	-	46.8	47.5	48.9	-	44.7	45.4	46.8	-	42.2	42.9	44.2	-	39.9	40.5	41.9	-	39.9	40.5	41.9	-								
	S/T	0.71	0.64	0.50	-	0.72	0.64	0.51	-	0.74	0.67	0.53	-	1.00	0.69	0.55	-	1.00	0.71	0.57	-	1.00	0.76	0.62	-	1.00	0.76	0.62	-								
	ΔT	17	15	12	-	17	15	12	-	17	15	12	-	17	15	12	-	17	15	11	-	18	16	13	-	18	16	13	-								
	kW	2.66	2.65	2.65	-	2.97	2.97	2.96	-	3.32	3.32	3.31	-	3.70	3.70	3.69	-	4.13	4.12	4.12	-	4.62	4.62	4.61	-	4.62	4.62	4.61	-								
	Amps	10.1	10.1	10.1	-	11.5	11.5	11.5	-	13.1	13.1	13.1	-	14.9	14.9	14.8	-	16.8	16.8	16.8	-	19.1	19.1	19.1	-	19.1	19.1	19.1	-								

1450	MBh	46.9	47.6	49.0	51.1	46.5	47.2	48.5	50.7	45.3	46.0	47.3	49.5	43.2	43.9	45.3	47.4	40.7	41.3	42.7	44.8	38.4	39.0	40.4	42.5
	S/T	0.80	0.72	0.58	0.44	0.80	0.73	0.59	0.45	1.00	0.75	0.62	0.47	1.00	0.77	0.63	0.49	1.00	0.79	0.66	0.51	1.00	0.84	0.71	0.57
	ΔT	23	21	17	14	23	21	17	14	23	21	18	14	23	21	17	14	22	20	17	14	23	22	18	15
	kW	2.63	2.63	2.62	2.6	2.94	2.94	2.94	3.0	3.30	3.29	3.29	3.3	3.67	3.67	3.67	3.7	4.10	4.10	4.09	4.1	4.60	4.59	4.59	4.6
	Amps	10.0	10.0	9.9	10.0	11.4	11.4	11.4	11.5	13.0	13.0	13.0	13.1	14.8	14.7	14.7	14.8	16.7	16.7	16.7	16.8	19.0	19.0	18.9	19.0
75	MBh	47.5	48.2	49.6	51.7	47.1	47.8	49.1	51.3	45.9	46.6	47.9	50.0	43.8	44.5	45.9	48.0	41.3	41.9	43.3	45.4	39.0	39.6	41.0	43.1
	S/T	0.83	0.75	0.61	0.47	0.83	0.76	0.62	0.48	1.00	0.78	0.65	0.50	1.00	0.80	0.66	0.52	1.00	0.82	0.69	0.54	1.00	1.00	0.74	0.60
	ΔT	22	20	17	13	22	20	17	13	22	20	17	13	22	20	17	13	22	20	16	13	23	21	17	14
	kW	2.64	2.64	2.63	2.66	2.96	2.95	2.95	2.97	3.31	3.30	3.30	3.32	3.69	3.68	3.68	3.70	4.11	4.11	4.10	4.13	4.61	4.60	4.60	4.62
	Amps	10.0	10.0	10.0	10.1	11.5	11.5	11.4	11.5	13.1	13.1	13.0	13.1	14.8	14.8	14.8	14.9	16.7	16.7	16.7	16.8	19.0	19.0	19.0	19.1
1800	MBh	48.5	49.1	50.5	52.6	48.1	48.7	50.1	52.2	46.8	47.5	48.9	51.0	44.8	45.4	46.8	48.9	42.2	42.9	44.3	46.4	39.9	40.6	41.9	44.1
	S/T	0.84	0.76	0.63	0.49	0.85	0.77	0.64	0.49	1.00	0.80	0.66	0.52	1.00	0.82	0.68	0.54	1.00	0.84	0.70	0.56	1.00	1.00	0.75	0.61
	ΔT	21	19	16	12	21	19	16	12	21	19	16	12	21	19	16	12	21	19	15	12	22	20	17	13
	kW	2.66	2.65	2.65	2.7	2.97	2.97	2.96	3.0	3.32	3.32	3.31	3.3	3.70	3.70	3.69	3.7	4.12	4.12	4.12	4.1	4.62	4.62	4.61	4.6
	Amps	10.1	10.1	10.1	10.2	11.5	11.5	11.5	11.6	13.1	13.1	13.1	13.2	14.9	14.9	14.8	14.9	16.8	16.8	16.8	16.9	19.1	19.1	19.1	19.2

IDB: Entering Indoor Dry Bulb Temperature
 High and low pressures are measured at the liquid and suction service valves.
 Shaded area reflects AHRI Rating Conditions.
 kW = Total system power
 Amps = Outdoor unit amps (compressor + fan)

EXPANDED COOLING DATA — GLZS4BA4810A*+AMST48CU1300A* (CONT.)

IDB	AIRFLOW	OUTDOOR AMBIENT TEMPERATURE																							
		65°F				75°F				85°F				95°F				105°F				115°F			
		59	63	67	71	59	63	67	71	59	63	67	71	59	63	67	71	59	63	67	71	59	63	67	71
80	MBh	47.2	47.8	49.2	51.3	46.8	47.4	48.8	50.9	45.5	46.2	47.6	49.7	43.5	44.1	45.5	47.6	40.9	41.6	43.0	45.1	38.6	39.3	40.6	42.8
	S/T	0.92	0.85	0.71	0.57	1.00	0.85	0.72	0.57	1.00	0.88	0.74	0.60	1.00	0.90	0.76	0.62	1.00	1.00	0.78	0.64	1.00	1.00	0.83	0.69
	ΔT	27	25	21	18	27	25	21	18	27	25	22	18	27	25	21	18	26	25	21	18	28	26	22	19
	kW	2.63	2.63	2.62	2.6	2.95	2.94	2.94	3.0	3.30	3.29	3.29	3.3	3.68	3.67	3.67	3.7	4.10	4.10	4.09	4.1	4.60	4.60	4.59	4.6
	Amps	10.0	10.0	9.9	10.1	11.4	11.4	11.4	11.5	13.0	13.0	13.0	13.1	14.8	14.7	14.7	14.8	16.7	16.7	16.7	16.8	19.0	19.0	18.9	19.1
1450	MBh	47.8	48.4	49.8	51.9	47.3	48.0	49.4	51.5	46.1	46.8	48.2	50.3	44.1	44.7	46.1	48.2	41.5	42.2	43.6	45.7	39.2	39.8	41.2	43.3
	S/T	1.00	0.87	0.74	0.60	1.00	0.88	0.75	0.60	1.00	0.91	0.77	0.63	1.00	0.93	0.79	0.65	1.00	1.00	0.81	0.67	1.00	1.00	0.86	0.72
	ΔT	26	24	21	17	26	24	21	17	26	24	21	17	26	24	21	17	26	24	20	17	27	25	21	18
	kW	2.64	2.64	2.64	2.66	2.96	2.96	2.95	2.97	3.31	3.31	3.30	3.32	3.69	3.69	3.68	3.70	4.11	4.11	4.10	4.13	4.61	4.61	4.60	4.63
	Amps	10.0	10.0	10.0	10.1	11.5	11.5	11.4	11.5	13.1	13.1	13.0	13.2	14.8	14.8	14.8	14.9	16.8	16.7	16.7	16.8	19.0	19.0	19.0	19.1
1600	MBh	48.7	49.4	50.7	52.9	48.3	48.9	50.3	52.4	47.1	47.7	49.1	51.2	45.0	45.7	47.0	49.2	42.5	43.1	44.5	46.6	40.1	40.8	42.2	44.3
	S/T	1.00	0.89	0.75	0.61	1.00	0.90	0.76	0.62	1.00	0.92	0.79	0.64	1.00	1.00	0.81	0.66	1.00	1.00	0.83	0.68	1.00	1.00	0.88	0.74
	ΔT	25	23	20	16	25	23	20	16	25	23	20	16	25	23	20	16	25	23	19	16	26	24	21	17
	kW	2.66	2.65	2.65	2.7	2.97	2.97	2.96	3.0	3.32	3.32	3.31	3.3	3.70	3.70	3.69	3.7	4.13	4.12	4.12	4.1	4.62	4.62	4.61	4.6
	Amps	10.1	10.1	10.1	10.2	11.5	11.5	11.5	11.6	13.1	13.1	13.1	13.2	14.9	14.9	14.8	14.9	16.8	16.8	16.8	16.9	19.1	19.1	19.1	19.2

1450	MBh	47.9	48.6	50.0	52.1	47.5	48.2	49.6	51.7	46.3	47.0	48.4	50.5	44.2	44.9	46.3	48.4	41.7	42.4	43.7	45.9	39.4	40.0	41.4	43.5
	S/T	1.00	0.95	0.81	0.67	1.00	0.95	0.82	0.67	1.00	1.00	0.84	0.70	1.00	1.00	0.86	0.72	1.00	1.00	0.88	0.74	1.00	1.00	1.00	0.79
	ΔT	30	28	25	21	30	28	25	21	30	29	25	22	30	28	25	21	30	28	25	21	31	29	26	22
	kW	2.64	2.64	2.63	2.7	2.95	2.95	2.94	3.0	3.30	3.30	3.29	3.3	3.68	3.68	3.67	3.7	4.11	4.10	4.10	4.1	4.60	4.60	4.60	4.6
	Amps	10.0	10.0	10.0	10.1	11.4	11.4	11.4	11.5	13.1	13.0	13.0	13.1	14.8	14.8	14.8	14.9	16.7	16.7	16.7	16.8	19.0	19.0	19.0	19.1
1600	MBh	48.5	49.2	50.6	52.7	48.1	48.8	50.2	52.3	46.9	47.6	49.0	51.1	44.8	45.5	46.9	49.0	42.3	42.9	44.3	46.4	40.0	40.6	42.0	44.1
	S/T	1.00	0.98	0.84	0.70	1.00	0.98	0.85	0.70	1.00	1.00	0.87	0.73	1.00	1.00	0.89	0.75	1.00	1.00	0.91	0.77	1.00	1.00	1.00	0.82
	ΔT	29	28	24	21	29	28	24	21	30	28	24	21	29	28	24	21	29	27	24	20	30	28	25	22
	kW	2.65	2.65	2.64	2.67	2.96	2.96	2.96	2.98	3.31	3.31	3.31	3.33	3.69	3.69	3.69	3.71	4.12	4.12	4.11	4.13	4.61	4.61	4.61	4.63
	Amps	10.1	10.1	10.0	10.1	11.5	11.5	11.5	11.6	13.1	13.1	13.1	13.2	14.8	14.8	14.8	14.9	16.8	16.8	16.7	16.9	19.1	19.0	19.0	19.1
1800	MBh	49.5	50.1	51.5	53.6	49.1	49.7	51.1	53.2	47.9	48.5	49.9	52.0	45.8	46.4	47.8	49.9	43.2	43.9	45.3	47.4	40.9	41.6	43.0	45.1
	S/T	1.00	0.99	0.86	0.71	1.00	1.00	0.86	0.72	1.00	1.00	0.89	0.74	1.00	1.00	0.91	0.76	1.00	1.00	0.93	0.79	1.00	1.00	1.00	0.84
	ΔT	29	27	23	20	29	27	23	20	29	27	24	20	28	27	23	20	28	26	23	19	29	28	24	21
	kW	2.66	2.66	2.66	2.7	2.98	2.97	2.97	3.0	3.33	3.33	3.32	3.3	3.71	3.70	3.70	3.7	4.13	4.13	4.12	4.1	4.63	4.63	4.62	4.6
	Amps	10.1	10.1	10.1	10.2	11.6	11.5	11.5	11.6	13.2	13.2	13.1	13.2	14.9	14.9	14.9	15.0	16.8	16.8	16.8	16.9	19.1	19.1	19.1	19.2

IDB: Entering Indoor Dry Bulb Temperature
 High and low pressures are measured at the liquid and suction service valves.
 Shaded area reflects AHRI Rating Conditions.
 kW = Total system power
 Amps = Outdoor unit amps (compressor + fan)

EXPANDED COOLING DATA — GLZS4BA6010A*+AMST60DU1300A*

IDB		OUTDOOR AMBIENT TEMPERATURE																																			
		65°F						75°F						85°F						95°F						105°F						115°F					
		59	63	67	71	71	59	63	67	71	71	59	63	67	71	71	59	63	67	71	71	59	63	67	71	71	59	63	67	71	71						
1800	MBh	58.2	59.0	60.8	-	-	57.7	58.5	60.3	-	-	56.2	57.0	58.8	-	-	53.6	54.5	56.2	-	-	50.5	51.3	53.0	-	-	47.6	48.4	50.1	-							
	S/T	0.65	0.57	0.44	-	-	0.66	0.58	0.45	-	-	0.68	0.61	0.47	-	-	0.70	0.62	0.49	-	-	1.00	0.65	0.51	-	-	1.00	0.70	0.56	-							
	ΔT	19	17	14	-	-	19	17	14	-	-	19	17	14	-	-	19	17	14	-	-	19	17	13	-	-	20	18	15	-							
	kW	3.21	3.21	3.20	-	-	3.62	3.62	3.61	-	-	4.07	4.07	4.06	-	-	4.57	4.56	4.56	-	-	5.12	5.12	5.11	-	-	5.76	5.76	5.75	-							
	Amps	12.6	12.6	12.6	-	-	14.5	14.5	14.5	-	-	16.6	16.6	16.5	-	-	18.8	18.8	18.8	-	-	21.4	21.3	21.3	-	-	24.3	24.3	24.3	-							
2000	MBh	59.0	59.8	61.6	-	-	58.5	59.3	61.0	-	-	57.0	57.8	59.5	-	-	54.4	55.2	57.0	-	-	51.3	52.1	53.8	-	-	48.4	49.2	50.9	-							
	S/T	0.68	0.61	0.47	-	-	0.69	0.61	0.48	-	-	0.71	0.64	0.50	-	-	0.73	0.65	0.52	-	-	1.00	0.68	0.54	-	-	1.00	0.73	0.59	-							
	ΔT	18	16	13	-	-	18	16	13	-	-	18	17	13	-	-	18	16	13	-	-	18	16	13	-	-	19	17	14	-							
	kW	3.23	3.22	3.22	-	-	3.63	3.63	3.62	-	-	4.09	4.09	4.08	-	-	4.58	4.58	4.57	-	-	5.13	5.13	5.12	-	-	5.78	5.78	5.77	-							
	Amps	12.7	12.7	12.7	-	-	14.6	14.6	14.5	-	-	16.7	16.6	16.6	-	-	18.9	18.9	18.9	-	-	21.4	21.4	21.4	-	-	24.4	24.4	24.3	-							
2250	MBh	60.2	61.0	62.8	-	-	59.7	60.5	62.2	-	-	58.2	59.0	60.7	-	-	55.6	56.4	58.2	-	-	52.5	53.3	55.0	-	-	49.6	50.4	52.1	-							
	S/T	0.69	0.62	0.49	-	-	0.70	0.62	0.49	-	-	0.72	0.65	0.52	-	-	1.00	0.67	0.54	-	-	1.00	0.69	0.56	-	-	1.00	0.74	0.61	-							
	ΔT	17	15	12	-	-	17	15	12	-	-	17	16	12	-	-	17	15	12	-	-	17	15	12	-	-	18	16	13	-							
	kW	3.24	3.24	3.23	-	-	3.65	3.65	3.64	-	-	4.11	4.10	4.10	-	-	4.60	4.60	4.59	-	-	5.15	5.15	5.14	-	-	5.80	5.79	5.79	-							
	Amps	12.8	12.8	12.7	-	-	14.7	14.6	14.6	-	-	16.7	16.7	16.7	-	-	19.0	19.0	18.9	-	-	21.5	21.5	21.5	-	-	24.5	24.5	24.4	-							

IDB		OUTDOOR AMBIENT TEMPERATURE																																			
		65°F						75°F						85°F						95°F						105°F						115°F					
		59	63	67	71	71	59	63	67	71	71	59	63	67	71	71	59	63	67	71	71	59	63	67	71	71	59	63	67	71	71						
1800	MBh	58.3	59.1	60.8	63.4	-	57.8	58.6	60.3	62.9	-	56.3	57.1	58.8	61.4	-	53.7	54.5	56.2	58.8	-	50.5	51.3	53.0	55.7	-	47.6	48.4	50.2	52.8							
	S/T	0.77	0.70	0.57	0.43	-	0.78	0.71	0.57	0.44	-	1.00	0.73	0.60	0.46	-	1.00	0.75	0.62	0.48	-	1.00	0.77	0.64	0.50	-	1.00	0.82	0.69	0.55							
	ΔT	23	21	18	14	-	23	21	18	14	-	23	21	18	14	-	23	21	18	14	-	23	21	17	14	-	24	22	19	15							
	kW	3.21	3.20	3.20	3.2	-	3.62	3.61	3.61	3.6	-	4.07	4.07	4.06	4.1	-	4.56	4.56	4.55	4.6	-	5.12	5.11	5.11	5.1	-	5.76	5.76	5.75	5.8							
	Amps	12.6	12.6	12.6	12.7	-	14.5	14.5	14.4	14.6	-	16.6	16.6	16.5	16.7	-	18.8	18.8	18.8	18.9	-	21.3	21.3	21.3	21.4	-	24.3	24.3	24.3	24.4							
2000	MBh	59.1	59.9	61.6	64.2	-	58.6	59.4	61.1	63.7	-	57.1	57.9	59.6	62.2	-	54.5	55.3	57.0	59.6	-	51.3	52.1	53.8	56.5	-	48.4	49.2	51.0	53.6							
	S/T	0.81	0.73	0.60	0.46	-	0.81	0.74	0.61	0.47	-	1.00	0.76	0.63	0.49	-	1.00	0.78	0.65	0.51	-	1.00	0.80	0.67	0.53	-	1.00	1.00	0.72	0.58							
	ΔT	22	20	17	13	-	22	20	17	13	-	23	21	17	14	-	22	20	17	13	-	22	20	17	13	-	23	21	18	14							
	kW	3.22	3.22	3.21	3.24	-	3.63	3.63	3.62	3.65	-	4.09	4.08	4.08	4.11	-	4.58	4.58	4.57	4.60	-	5.13	5.13	5.12	5.15	-	5.78	5.77	5.77	5.80							
	Amps	12.7	12.7	12.6	12.8	-	14.6	14.5	14.5	14.7	-	16.6	16.6	16.6	16.7	-	18.9	18.9	18.9	19.0	-	21.4	21.4	21.4	21.5	-	24.4	24.4	24.3	24.5							
2250	MBh	60.3	61.1	62.8	65.4	-	59.8	60.6	62.3	64.9	-	58.3	59.1	60.8	63.4	-	55.7	56.5	58.2	60.8	-	52.5	53.3	55.0	57.7	-	49.6	50.4	52.2	54.8							
	S/T	0.82	0.74	0.61	0.47	-	0.82	0.75	0.62	0.48	-	1.00	0.78	0.64	0.50	-	1.00	0.79	0.66	0.52	-	1.00	0.82	0.68	0.54	-	1.00	1.00	0.73	0.59							
	ΔT	21	19	16	12	-	21	19	16	12	-	22	20	16	13	-	21	19	16	12	-	21	19	16	12	-	22	20	17	13							
	kW	3.24	3.24	3.23	3.3	-	3.65	3.65	3.64	3.7	-	4.11	4.10	4.10	4.1	-	4.60	4.60	4.59	4.6	-	5.15	5.15	5.14	5.2	-	5.80	5.79	5.79	5.8							
	Amps	12.8	12.8	12.7	12.9	-	14.6	14.6	14.6	14.7	-	16.7	16.7	16.7	16.8	-	19.0	19.0	18.9	19.1	-	21.5	21.5	21.5	21.6	-	24.5	24.4	24.4	24.6							

IDB: Entering Indoor Dry Bulb Temperature
 High and low pressures are measured at the liquid and suction service valves.
 Shaded area reflects AHRI Rating Conditions.
 kW = Total system power
 Amps = Outdoor unit amps (compressor + fan)

EXPANDED COOLING DATA — GLZS4BA6010A*+AMST60DU1300A* (CONT.)

IDB		OUTDOOR AMBIENT TEMPERATURE																																			
		65°F						75°F						85°F						95°F						105°F						115°F					
		59	63	67	71	59	63	67	71	59	63	67	71	59	63	67	71	59	63	67	71	59	63	67	71	59	63	67	71								
		ENTERING INDOOR WET BULB TEMPERATURE																																			
1800	MBh	58.6	59.4	61.1	63.7	58.1	58.9	60.6	63.2	56.6	57.4	59.1	61.7	54.0	54.8	56.5	59.1	50.8	51.6	53.3	56.0	50.8	51.6	53.3	56.0	47.9	48.7	50.5	53.1								
	S/T	0.90	0.82	0.69	0.55	1.00	0.83	0.70	0.56	1.00	0.85	0.72	0.58	1.00	0.87	0.74	0.60	1.00	1.00	0.76	0.62	1.00	1.00	0.76	0.62	1.00	1.00	0.81	0.67								
	ΔT	27	25	22	18	27	25	22	18	27	26	22	19	27	25	22	18	27	25	22	18	27	25	22	18	28	26	23	19								
	kW	3.21	3.21	3.20	3.2	3.62	3.62	3.61	3.6	4.07	4.07	4.06	4.1	4.57	4.56	4.56	4.6	5.12	5.11	5.11	5.1	5.12	5.11	5.11	5.1	5.76	5.76	5.75	5.8								
2000	Amps	12.6	12.6	12.6	12.7	14.5	14.5	14.4	14.6	16.6	16.6	16.5	16.7	18.8	18.8	18.8	18.9	21.4	21.3	21.3	21.5	21.4	21.3	21.3	21.5	24.3	24.3	24.3	24.4								
	MBh	59.4	60.2	61.9	64.5	58.9	59.7	61.4	64.0	57.4	58.2	59.9	62.5	54.8	55.6	57.3	59.9	51.6	52.4	54.1	56.8	51.6	52.4	54.1	56.8	48.7	49.5	51.3	53.9								
	S/T	1.00	0.85	0.72	0.58	1.00	0.86	0.73	0.59	1.00	0.88	0.75	0.61	1.00	0.90	0.77	0.63	1.00	1.00	0.79	0.65	1.00	1.00	0.79	0.65	1.00	1.00	0.84	0.70								
	ΔT	26	25	21	17	26	25	21	17	27	25	21	18	26	24	21	17	26	24	21	17	26	24	21	17	27	25	22	18								
2250	kW	3.23	3.22	3.22	3.25	3.63	3.63	3.62	3.66	4.09	4.09	4.08	4.11	4.58	4.58	4.57	4.60	5.13	5.13	5.12	5.15	5.13	5.13	5.12	5.15	5.78	5.78	5.77	5.80								
	Amps	12.7	12.7	12.7	12.8	14.6	14.6	14.5	14.7	16.7	16.6	16.6	16.8	18.9	18.9	18.9	19.0	21.4	21.4	21.4	21.5	21.4	21.4	21.4	21.5	24.4	24.4	24.3	24.5								
	MBh	60.6	61.4	63.1	65.7	60.1	60.9	62.6	65.2	58.5	59.4	61.1	63.7	56.0	56.8	58.5	61.1	52.8	53.6	55.3	58.0	52.8	53.6	55.3	58.0	49.9	50.7	52.5	55.1								
	S/T	1.00	0.87	0.73	0.60	1.00	0.87	0.74	0.60	1.00	0.90	0.77	0.63	1.00	1.00	0.78	0.64	1.00	1.00	0.81	0.67	1.00	1.00	0.81	0.67	1.00	1.00	0.86	0.72								
1800	ΔT	25	24	20	17	25	24	20	16	26	24	20	17	25	24	20	16	25	23	20	16	25	23	20	16	26	24	21	17								
	kW	3.24	3.24	3.23	3.3	3.65	3.65	3.64	3.7	4.11	4.10	4.10	4.1	4.60	4.60	4.59	4.6	5.15	5.15	5.14	5.2	5.15	5.15	5.14	5.2	5.80	5.79	5.79	5.8								
	Amps	12.8	12.8	12.7	12.9	14.6	14.6	14.6	14.7	16.7	16.7	16.7	16.8	19.0	19.0	18.9	19.1	21.5	21.5	21.5	21.6	21.5	21.5	21.5	21.6	24.5	24.5	24.4	24.6								
	MBh	59.5	60.3	62.1	64.7	59.0	59.8	61.6	64.2	57.5	58.3	60.1	62.7	54.9	55.8	57.5	60.1	51.8	52.6	54.3	56.9	51.8	52.6	54.3	56.9	48.9	49.7	51.4	54.1								
2000	S/T	1.00	0.92	0.79	0.65	1.00	0.93	0.80	0.66	1.00	1.00	0.82	0.68	1.00	1.00	0.84	0.70	1.00	1.00	0.86	0.72	1.00	1.00	0.86	0.72	1.00	1.00	1.00	0.77								
	ΔT	31	29	26	22	31	29	26	22	31	29	26	22	31	29	26	22	31	29	25	22	31	29	25	22	32	30	26	23								
	kW	3.22	3.21	3.21	3.2	3.63	3.62	3.62	3.6	4.08	4.08	4.07	4.1	4.57	4.57	4.56	4.6	5.13	5.12	5.12	5.1	5.13	5.12	5.12	5.1	5.77	5.77	5.76	5.8								
	Amps	12.7	12.6	12.6	12.8	14.5	14.5	14.5	14.6	16.6	16.6	16.6	16.7	18.9	18.9	18.8	19.0	21.4	21.4	21.3	21.5	21.4	21.4	21.3	21.5	24.4	24.3	24.3	24.4								
2250	MBh	60.3	61.1	62.9	65.5	59.8	60.6	62.3	65.0	58.3	59.1	60.8	63.5	55.7	56.5	58.3	60.9	52.6	53.4	55.1	57.7	52.6	53.4	55.1	57.7	49.7	50.5	52.2	54.9								
	S/T	1.00	0.95	0.82	0.68	1.00	0.96	0.83	0.69	1.00	1.00	0.85	0.71	1.00	1.00	0.87	0.73	1.00	1.00	0.89	0.75	1.00	1.00	0.89	0.75	1.00	1.00	1.00	0.80								
	ΔT	30	28	25	21	30	28	25	21	30	28	25	21	30	28	25	21	30	28	24	21	30	28	24	21	31	29	26	22								
	kW	3.23	3.23	3.22	3.25	3.64	3.64	3.63	3.66	4.10	4.09	4.09	4.12	4.59	4.59	4.58	4.61	5.14	5.14	5.13	5.16	5.14	5.14	5.13	5.16	5.79	5.78	5.78	5.81								
1800	Amps	12.7	12.7	12.7	12.8	14.6	14.6	14.6	14.7	16.7	16.7	16.6	16.8	18.9	18.9	18.9	19.0	21.5	21.5	21.4	21.6	21.5	21.5	21.4	21.6	24.4	24.4	24.4	24.5								
	MBh	61.5	62.3	64.1	66.7	61.0	61.8	63.5	66.2	59.5	60.3	62.0	64.7	56.9	57.7	59.5	62.1	53.8	54.6	56.3	58.9	53.8	54.6	56.3	58.9	50.9	51.7	53.4	56.1								
	S/T	1.00	0.97	0.83	0.69	1.00	1.00	0.84	0.70	1.00	1.00	0.86	0.72	1.00	1.00	0.88	0.74	1.00	1.00	0.90	0.77	1.00	1.00	0.90	0.77	1.00	1.00	1.00	0.82								
	ΔT	29	27	24	20	29	27	24	20	29	27	24	20	29	27	24	20	29	27	23	20	29	27	23	20	30	28	25	21								
2250	kW	3.25	3.25	3.24	3.3	3.66	3.66	3.65	3.7	4.12	4.11	4.10	4.1	4.61	4.61	4.60	4.6	5.16	5.16	5.15	5.2	5.16	5.16	5.15	5.2	5.81	5.80	5.80	5.8								
	Amps	12.8	12.8	12.8	12.9	14.7	14.7	14.6	14.8	16.8	16.8	16.7	16.9	19.0	19.0	19.0	19.1	21.5	21.5	21.5	21.6	21.5	21.5	21.5	21.6	24.5	24.5	24.5	24.6								
	MBh	60.3	61.1	62.9	65.5	59.8	60.6	62.3	65.0	58.3	59.1	60.8	63.5	55.7	56.5	58.3	60.9	52.6	53.4	55.1	57.7	52.6	53.4	55.1	57.7	49.7	50.5	52.2	54.9								
	S/T	1.00	0.95	0.82	0.68	1.00	0.96	0.83	0.69	1.00	1.00	0.85	0.71	1.00	1.00	0.87	0.73	1.00	1.00	0.89	0.75	1.00	1.00	0.89	0.75	1.00	1.00	1.00	0.80								

IDB: Entering Indoor Dry Bulb Temperature
 High and low pressures are measured at the liquid and suction service valves.
 Shaded area reflects AHRI Rating Conditions.
 kW = Total system power
 Amps = Outdoor unit amps (compressor + fan)

EXPANDED HEATING DATA

GLZS4BA1810A*+AMST24BU1300A*

OUTDOOR AMBIENT TEMPERATURE																	
	65	60	55	50	47	45	40	35	30	25	20	17	15	10	5	0	-5
MBh	22.05	20.63	19.24	17.88	17.00	16.36	14.72	13.20	11.96	11.04	10.36	10.00	9.53	8.37	7.20	6.03	4.87
T/R	30.92	29.21	27.51	25.81	24.79	23.85	21.46	19.24	17.44	16.10	15.11	14.58	13.90	12.20	10.50	8.80	7.10
KW	1.58	1.54	1.50	1.46	1.44	1.42	1.38	1.34	1.30	1.26	1.23	1.20	1.19	1.15	1.11	1.07	1.03
AMPS	5.9	5.7	5.5	5.4	5.3	5.2	5.0	4.8	4.7	4.5	4.3	4.2	4.1	4.0	3.8	3.6	3.5
COP	4.08	3.92	3.75	3.58	3.46	3.37	3.12	2.88	2.69	2.56	2.48	2.44	2.36	2.14	1.91	1.66	1.39

GLZS4BA2410A*+AMST24BU1300A*

OUTDOOR AMBIENT TEMPERATURE																	
	65	60	55	50	47	45	40	35	30	25	20	17	15	10	5	0	-5
MBh	28.50	26.68	24.89	23.13	22.00	21.17	19.06	17.11	15.52	14.34	13.47	13.00	12.40	10.90	9.40	7.90	6.40
T/R	32.95	31.15	29.34	27.54	26.46	25.46	22.93	20.58	18.66	17.24	16.19	15.63	14.91	13.11	11.30	9.50	7.69
KW	1.85	1.81	1.78	1.74	1.71	1.70	1.66	1.62	1.59	1.55	1.51	1.49	1.47	1.44	1.40	1.36	1.32
AMPS	6.8	6.7	6.5	6.3	6.2	6.2	6.0	5.8	5.7	5.5	5.3	5.2	5.2	5.0	4.9	4.7	4.5
COP	4.51	4.31	4.11	3.90	3.76	3.65	3.36	3.09	2.87	2.71	2.61	2.56	2.47	2.23	1.97	1.70	1.42

GLZS4BA3010A*+AMST30BU1300A*

OUTDOOR AMBIENT TEMPERATURE																	
	65	60	55	50	47	45	40	35	30	25	20	17	15	10	5	0	-5
MBh	34.61	32.60	30.61	28.66	27.40	26.48	24.26	22.07	20.31	19.02	18.10	17.60	16.95	15.31	13.68	12.05	10.41
T/R	29.35	27.91	26.47	25.03	24.16	23.40	21.39	19.48	17.91	16.77	15.96	15.52	14.94	13.50	12.06	10.62	9.18
KW	2.11	2.10	2.08	2.07	2.06	2.05	2.04	2.02	2.01	1.99	1.98	1.97	1.96	1.95	1.93	1.92	1.90
AMPS	7.5	7.5	7.4	7.3	7.3	7.3	7.2	7.1	7.1	7.0	6.9	6.9	6.9	6.8	6.7	6.7	6.6
COP	4.80	4.55	4.31	4.06	3.90	3.78	3.49	3.20	2.96	2.80	2.68	2.62	2.53	2.30	2.07	1.84	1.60

GLZS4BA3610A*+AMST36CU1300A*

OUTDOOR AMBIENT TEMPERATURE																	
	65	60	55	50	47	45	40	35	30	25	20	17	15	10	5	0	-5
MBh	43.76	41.15	38.57	36.04	34.40	33.21	30.27	27.46	25.15	23.47	22.25	21.60	20.75	18.61	16.48	14.35	12.21
T/R	32.74	31.08	29.42	27.76	26.77	25.88	23.55	21.37	19.57	18.26	17.32	16.81	16.14	14.48	12.82	11.16	9.50
KW	2.78	2.74	2.70	2.66	2.64	2.62	2.58	2.54	2.50	2.46	2.42	2.40	2.38	2.34	2.30	2.26	2.22
AMPS	10.2	10.0	9.9	9.7	9.6	9.5	9.3	9.2	9.0	8.8	8.6	8.5	8.5	8.3	8.1	7.9	7.8
COP	4.61	4.39	4.18	3.97	3.82	3.71	3.43	3.17	2.95	2.79	2.69	2.64	2.55	2.33	2.10	1.86	1.61

Calculations are based on nominal CFM and 70 °F indoor dry bulb.

Amps = Outdoor unit amps (comp.+fan)

Note: Shaded area is AHRI Rating Conditions at 47°F outdoor ambient temperature

kW = Total system power

GLZS4BA4210A*+AMST42CU1300A*

OUTDOOR AMBIENT TEMPERATURE																	
	65	60	55	50	47	45	40	35	30	25	20	17	15	10	5	0	-5
MBh	50.50	47.42	44.40	41.42	39.50	38.11	34.61	31.31	28.60	26.62	25.18	24.40	23.39	20.88	18.36	15.84	13.33
T/R	33.56	31.82	30.08	28.34	27.30	26.35	23.92	21.63	19.76	18.39	17.40	16.86	16.16	14.43	12.69	10.95	9.21
KW	2.99	2.98	2.98	2.97	2.97	2.97	2.96	2.95	2.95	2.94	2.93	2.93	2.93	2.92	2.92	2.91	2.90
AMPS	10.9	10.9	10.8	10.8	10.8	10.8	10.7	10.7	10.7	10.7	10.6	10.6	10.6	10.6	10.6	10.5	10.5
COP	4.95	4.66	4.37	4.08	3.90	3.77	3.43	3.11	2.84	2.65	2.51	2.44	2.34	2.09	1.85	1.60	1.35

GLZS4BA4810A*+AMST48CU1300A*

OUTDOOR AMBIENT TEMPERATURE																	
	65	60	55	50	47	45	40	35	30	25	20	17	15	10	5	0	-5
MBh	59.20	55.50	51.87	48.30	46.00	44.34	40.09	36.12	32.88	30.49	28.74	27.80	26.59	23.55	20.52	17.49	14.45
T/R	29.28	27.72	26.16	24.60	23.66	22.81	20.62	18.58	16.91	15.68	14.78	14.30	13.68	12.12	10.56	8.99	7.43
KW	4.09	3.89	3.69	3.49	3.37	3.29	3.09	2.89	2.70	2.50	2.30	2.18	2.10	1.90	1.70	1.50	1.30
AMPS	14.9	14.0	13.2	12.3	11.8	11.5	10.6	9.7	8.9	8.0	7.1	6.6	6.3	5.4	4.5	3.7	2.8
COP	4.25	4.19	4.12	4.06	4.00	3.95	3.80	3.66	3.58	3.58	3.67	3.74	3.71	3.63	3.53	3.41	3.25

GLZS4BA6010A*+AMST60DU1300A*

OUTDOOR AMBIENT TEMPERATURE																	
	65	60	55	50	47	45	40	35	30	25	20	17	15	10	5	0	-5
MBh	73.01	68.53	64.12	59.79	57.00	54.98	49.87	45.06	41.13	38.24	36.13	35.00	33.53	29.87	26.20	22.53	18.87
T/R	36.11	34.23	32.34	30.45	29.32	28.30	25.66	23.18	21.16	19.67	18.59	18.00	17.25	15.36	13.48	11.59	9.70
KW	4.42	4.34	4.26	4.18	4.14	4.10	4.03	3.95	3.87	3.79	3.71	3.66	3.63	3.55	3.47	3.40	3.32
AMPS	16.4	16.0	15.7	15.3	15.1	15.0	14.6	14.3	14.0	13.6	13.3	13.1	12.9	12.6	12.3	11.9	11.6
COP	4.84	4.63	4.41	4.19	4.04	3.93	3.63	3.35	3.12	2.96	2.85	2.80	2.71	2.46	2.21	1.94	1.67

Calculations are based on nominal CFM and 70 °F indoor dry bulb.

Note: Shaded area is AHRI Rating Conditions at 47°F outdoor ambient temperature

Amps = Outdoor unit amps (comp.+fan)

kW = Total system power

PERFORMANCE DATA

GLZS4BA1810A*+AMST24BU1300A*				
Conditions: 80 °F IBD, 67 °F IWB @ 635				
OUTDOOR TEM. ° F.	TOTAL BTU/H	SENSIBLE BTU/H	LATENT BTU/H	TOTAL WATTS
75	19,300	12,900	6,400	1,170
80	19,060	12,965	6,095	1,240
85	18,820	13,030	5,790	1,310
90	18,410	12,905	5,505	1,380
95	18,000	12,780	5,220	1,450
100	17,495	12,600	4,895	1,530
105	16,990	12,420	4,570	1,610
110	16,535	12,470	4,065	1,705
115	16,080	12,520	3,560	1,800
TVA CONDITIONS @ 95° OD DB, 75° ID DB 63° ID WB				
95°	17,358	12,493	4,865	1,452

GLZS4BA4210A*+AMST42CU1300A*				
Conditions: 80 °F IBD, 67 °F IWB @ 1340 CFM				
OUTDOOR TEM. ° F.	TOTAL BTU/H	SENSIBLE BTU/H	LATENT BTU/H	TOTAL WATTS
75	42,890	30,700	12,190	2,600
80	42,360	30,845	11,515	2,750
85	41,830	30,990	10,840	2,900
90	40,915	30,700	10,215	3,060
95	40,000	30,410	9,590	3,220
100	38,885	29,980	8,905	3,400
105	37,770	29,550	8,220	3,580
110	36,750	29,670	7,080	3,795
115	35,730	29,790	5,940	4,010
TVA Conditions @ 95° OD DB, 75° ID DB 63° ID WB				
95°	38,570	29,720	8,850	3,230

GLZS4BA2410A*+AMST24BU1300A*				
Conditions: 80 °F IBD, 67 °F IWB @ 770				
OUTDOOR TEM. ° F.	TOTAL BTU/H	SENSIBLE BTU/H	LATENT BTU/H	TOTAL WATTS
75	25,520	18,020	7,500	1,540
80	25,205	18,105	7,100	1,630
85	24,890	18,190	6,700	1,720
90	24,345	18,025	6,320	1,820
95	23,800	17,860	5,940	1,920
100	23,135	17,605	5,530	2,030
105	22,470	17,350	5,120	2,140
110	21,865	17,420	4,445	2,270
115	21,260	17,490	3,770	2,400
TVA Conditions @ 95° OD DB, 75° ID DB 63° ID WB				
95°	22,951	17,450	5,501	1,921

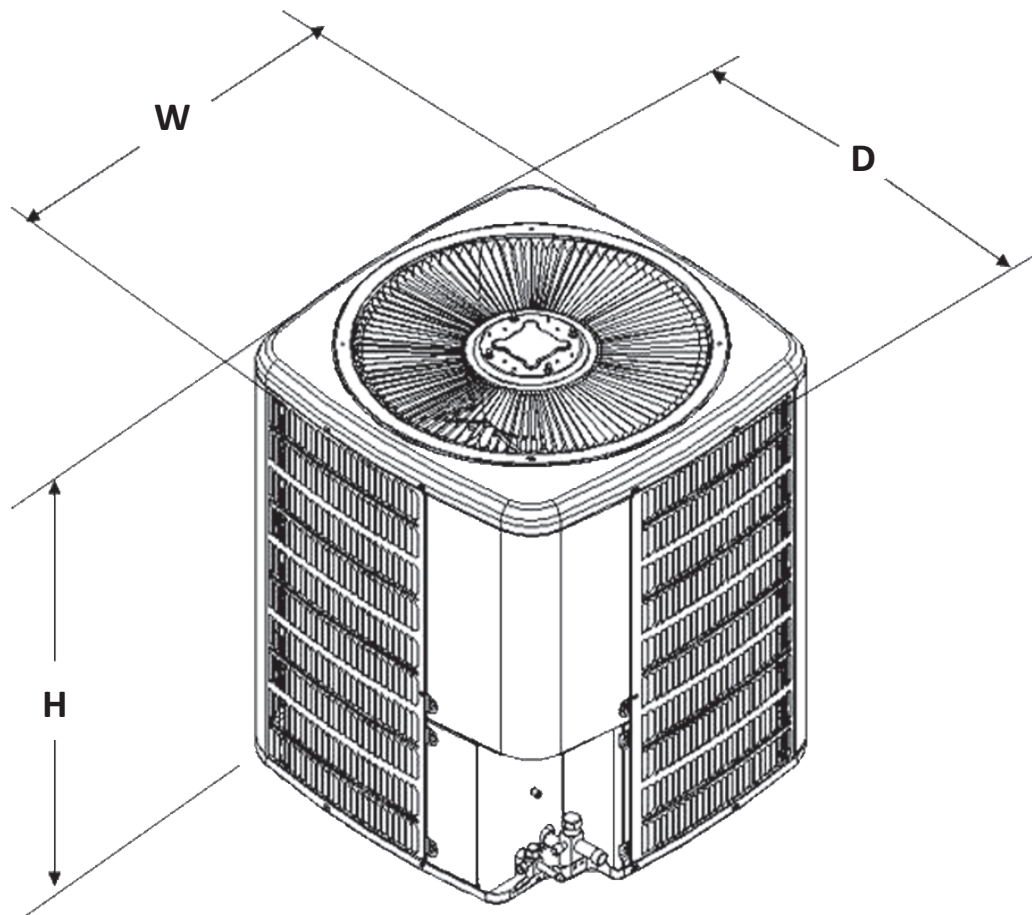
GLZS4BA4810A*+AMST48CU1300A*				
Conditions: 80 °F IBD, 67 °F IWB @ 1600 CFM				
OUTDOOR TEM. ° F.	TOTAL BTU/H	SENSIBLE BTU/H	LATENT BTU/H	TOTAL WATTS
75	49,380	36,810	12,570	2,950
80	48,775	36,965	11,810	3,125
85	48,170	37,120	11,050	3,300
90	47,130	36,770	10,360	3,490
95	46,090	36,420	9,670	3,680
100	44,820	35,895	8,925	3,890
105	43,550	35,370	8,180	4,100
110	42,390	35,490	6,900	4,350
115	41,230	35,610	5,620	4,600
TVA CONDITIONS @ 95° OD DB, 75° ID DB 63° ID WB				
95°	44,470	35,590	8,890	3,680

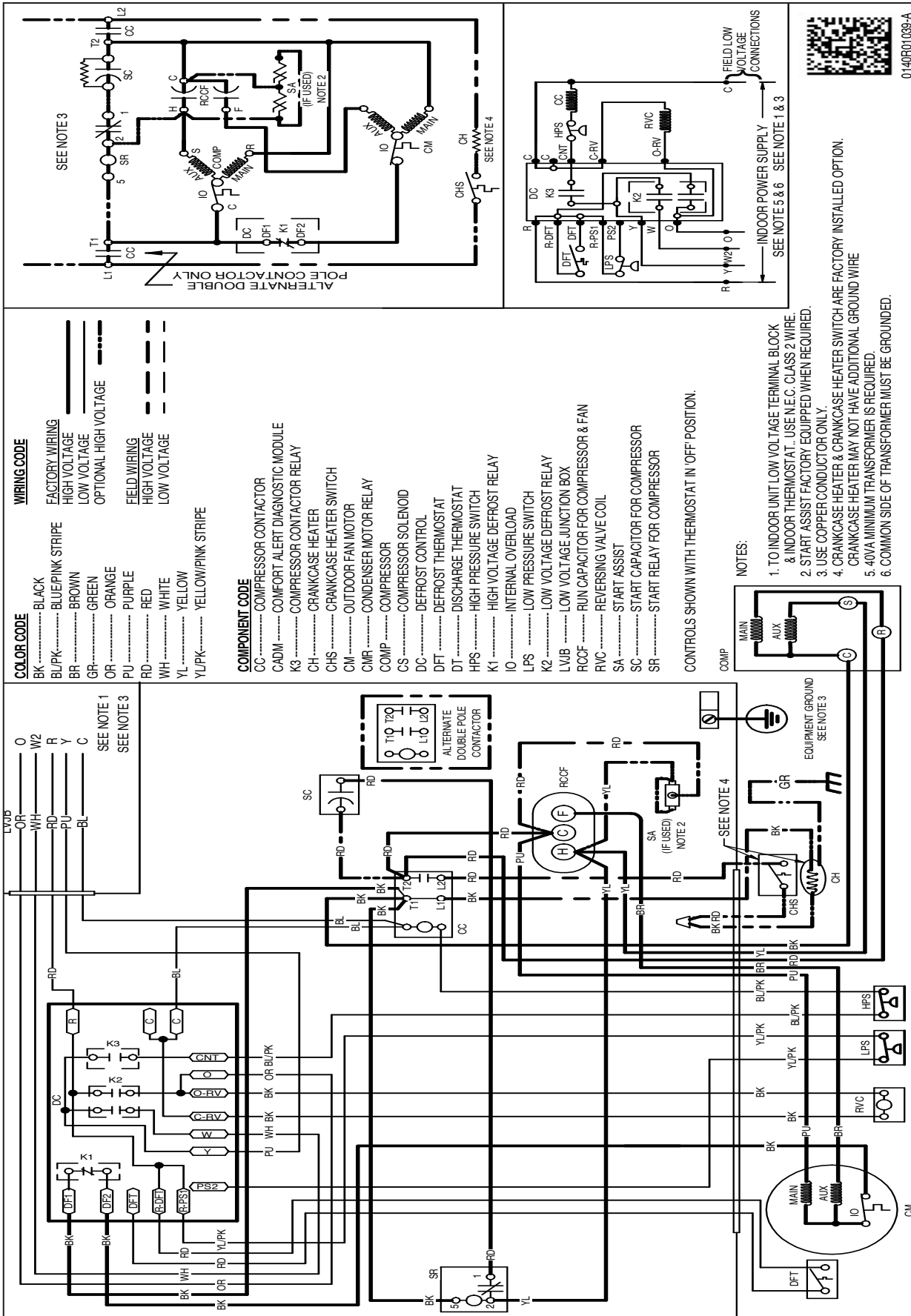
GLZS4BA3010A*+AMST30BU1300A*				
Conditions: 80 °F IBD, 67 °F IWB @ 1050				
OUTDOOR TEM. ° F.	TOTAL BTU/H	SENSIBLE BTU/H	LATENT BTU/H	TOTAL WATTS
75	30,670	22,810	7,860	1,860
80	30,290	22,920	7,370	1,965
85	29,910	23,030	6,880	2,070
90	29,255	22,815	6,440	2,190
95	28,600	22,600	6,000	2,310
100	27,800	22,280	5,520	2,435
105	27,000	21,960	5,040	2,560
110	26,270	22,050	4,220	2,715
115	25,540	22,140	3,400	2,870
TVA CONDITIONS @ 95° OD DB, 75° ID DB 63° ID WB				
95°	27,580	22,087	5,492	2,308

GLZS4BA6010A*+AMST60DU1300A*				
Conditions: 80 °F IBD, 67 °F IWB @ 2000 CFM				
OUTDOOR TEM. ° F.	TOTAL BTU/H	SENSIBLE BTU/H	LATENT BTU/H	TOTAL WATTS
75	61,380	44,650	16,730	3,620
80	60,630	44,835	15,795	3,850
85	59,880	45,020	14,860	4,080
90	58,590	44,590	14,000	4,325
95	57,300	44,160	13,140	4,570
100	55,720	43,530	12,190	4,845
105	54,140	42,900	11,240	5,120
110	52,700	43,040	9,660	5,445
115	51,260	43,180	8,080	5,770
TVA CONDITIONS @ 95° OD DB, 75° ID DB 63° ID WB				
95°	55,280	43,160	12,130	4,580

GLZS4BA3610A*+AMST36CU1300A*				
Conditions: 80 °F IBD, 67 °F IWB @ 1190 CFM				
OUTDOOR TEM. ° F.	TOTAL BTU/H	SENSIBLE BTU/H	LATENT BTU/H	TOTAL WATTS
75	37,530	26,860	10,670	2,270
80	37,065	26,985	10,080	2,400
85	36,600	27,110	9,490	2,530
90	35,800	26,860	8,940	2,675
95	35,000	26,610	8,390	2,820
100	34,020	26,230	7,790	2,980
105	33,040	25,850	7,190	3,140
110	32,150	25,960	6,190	3,330
115	31,260	26,070	5,190	3,520
TVA CONDITIONS @ 95° OD DB, 75° ID DB 63° ID WB				
95°	33,750	26,000	7,750	2,820

MODEL	DIMENSIONS		
	W"	D"	H"
GLZS4BA1810A*	29	29	32½
GLZS4BA2410A*	29	29	32½
GLZS4BA3010A*	29	29	39½
GLZS4BA3610A*	35½	35½	35¾
GLZS4BA4210A*	35½	35½	35¾
GLZS4BA4810A*	35½	35½	36¾
GLZS4MA6010A*	35½	35½	41¾





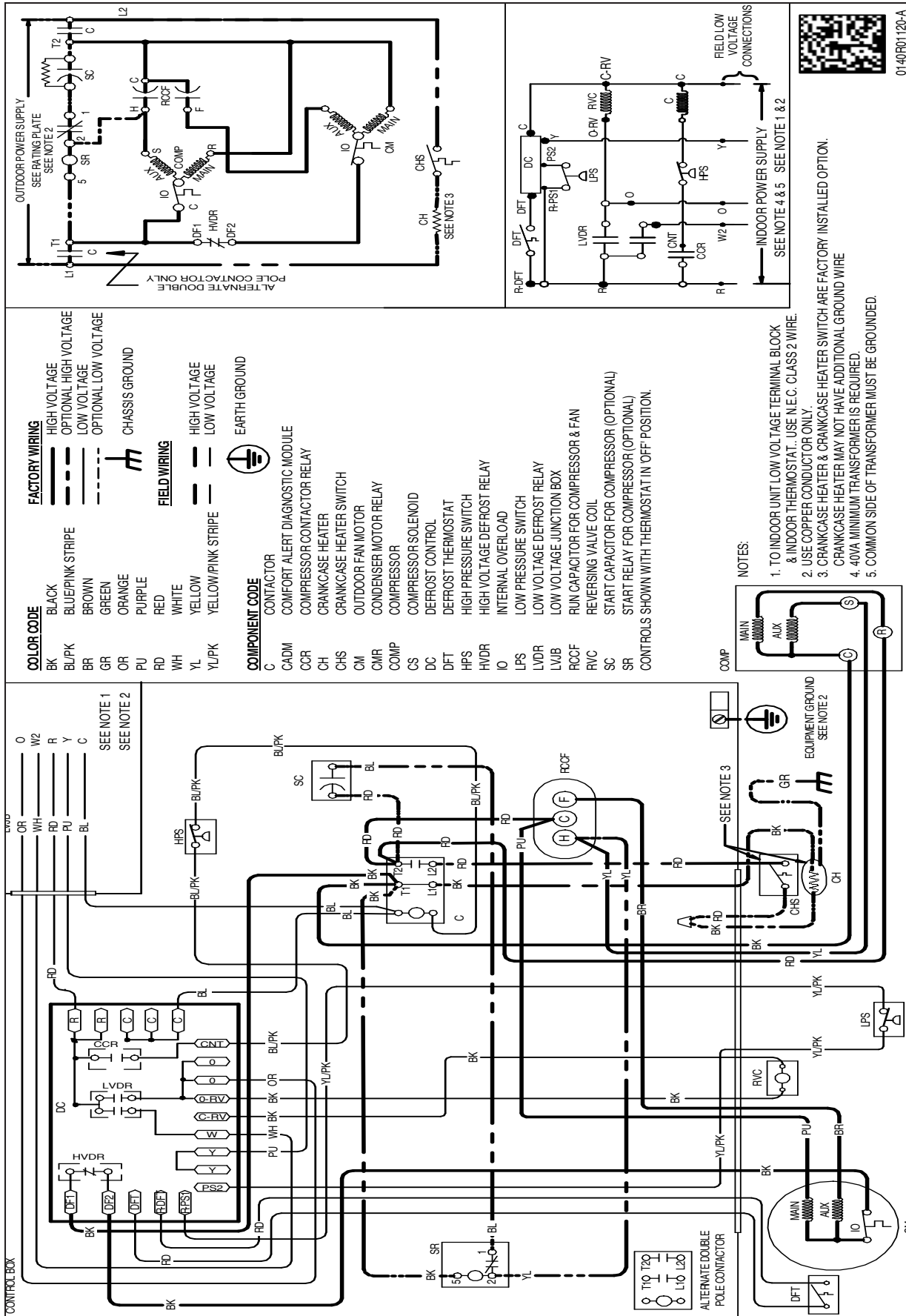
High Voltage: Disconnect all power before servicing or installing this unit. Multiple power sources may be present. Failure to do so may cause property damage, personal injury, or death.

WARNING

Wiring is subject to change. Always refer to the wiring diagram or the unit for the most up-to-date wiring.



0140R01039-A



Wiring is subject to change. Always refer to the wiring diagram or the unit for the most up-to-date wiring.

WARNING

High Voltage: Disconnect all power before servicing or installing this unit. Multiple power sources may be present. Failure to do so may cause property damage, personal injury, or death.

ACCESSORIES

MODEL #	DESCRIPTION	GLZS4BA 1810*	GLZS4BA 2410*	GLZS4BA 3010*	GLZS4BA 3610*	GLZS4BA 4210*	GLZS4BA 4810*	GLZS4BA 6010*
ABK-20	Anchor Bracket Kit [◊]	X	X	X	X	X	X	X
ASC01A	Anti-Short Cycle Kit	X	X	X	X	X	X	X
CSR-U-1	Hard-start Kit	X	X	X	X			
CSR-U-2	Hard-start Kit					X	X	X
CSR-U-3	Hard-start Kit						X	X
FSK01A ¹	Freeze Protection Kit	X	X	X	X	X	X	X
LSK02A	Liquid Line Solenoid Kit	X	X	X	X	X	X	X
LAKT01A	Low-Ambient Kit	X	X	X	X	X	X	X
OT18-60A ²	Outdoor Thermostat w/ Lockout Stat	X	X	X	X	X	X	X

[◊] Contains 20 brackets; four brackets needed to anchor unit to pad

¹ Installed on indoor coil

² Required for heat pump applications where ambient temperatures fall below 0°F with 50% or higher relative humidity.

All AHRI system ratings are accessible in the System Configurator tool via PartnerLink.