

U.S. Boiler Company

K2

High Efficiency Gas Fired, Stainless Steel, Condensing Water Boiler



US

UNMATCHED
ANYWHERE

VALUE-PRICED WITH PREMIUM FEATURES

- 95% AFUE with **10:1** turndown – **NEW!**
- Reliable, proven stainless steel heat exchanger technology
- Factory pre-set Sage2.3™ Control System, providing out-of-the-box high performance
- Touch screen diagnostic display with plain-language guidance
- Exclusive features for installer convenience and homeowner dependability
- High altitude – Minimal de-ratings, reduces the costs of oversizing, field adjustable
- FREE 5-year parts warranty included
- Low NOx*

US

UNMATCHED
ANYWHERE

EXTRA BUILT-IN FEATURES

- High capacity pre-installed boiler loop circulator
- Split-voltage junction box
- Universal boiler vent connection for polypropylene, CPVC/PVC, & stainless steel
- Outdoor reset and sensor

Burnham
by
U.S. Boiler Company



*Meets requirements of South Coast Rule 1146.2

MADE IN U.S.A.

It's the condensing boiler that you've been asking for...


Contractors told us exactly what they wanted. A value-priced, high efficiency condensing boiler that is simple enough to install quickly AND offers valuable extras not found on competitive models. U.S. Boiler Company has delivered. The K2 offers a comprehensive feature list, unequalled ease of setup, maintenance, and operation in a package that costs far less than you'd expect for the impressive value that's built in. And best of all, it's built and tested with pride in Lancaster, Pennsylvania by U.S. Boiler Company.

SAVES TIME!

- Intelligent Sage 2.3 Boiler Control System
 - Factory pre-sets offer “out-of-the-box” performance
 - Touchscreen display with step-by-step setup guidance and diagnostics
- Designed for ease of installation & service
 - Hinged control door isolates electronics—Fast and easy access to combustion chamber
 - “Cold burner door” speeds service start
 - Integral, easy access junction box included with separate high voltage and fused, low voltage communication boards
 - Easy clean-out condensate trap
 - Side access panel
- Universal boiler vent connection (polypropylene, CPVC/PVC, and stainless steel flex)

SAVES MONEY!


- Pre-installed premium boiler loop circulator eliminates pump selection and expense



Display product shown. Interior of junction box is visible for illustration purposes only.

HOMEOWNER VALUE!

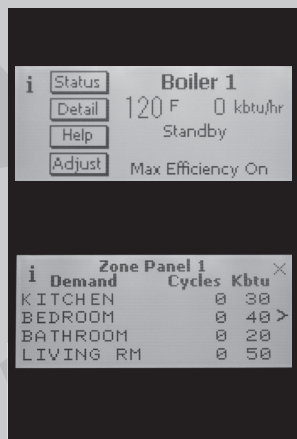
- Stainless steel heat exchanger offers long-term reliability
 - No welds, reducing potential corrosion points
- High efficiency, high performance, high comfort
 - 95% AFUE
 - 10:1 turndown lowers fuel use
 - Very quiet operation - negative pressure design
 - “Cold burner door” design recovers heat for added energy savings
- Attractive, reinforced 16 and 22-gauge steel construction
- Advanced system testing carefully verifies the performance every K2 boiler before it leaves our factory
 - Worry-free installation; boiler display verifies reliable operation
- FREE 5-year parts warranty included



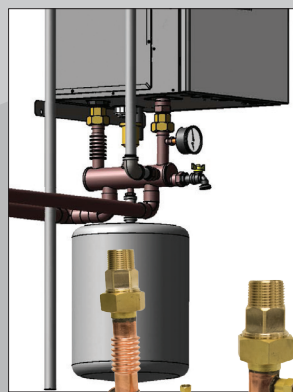
Display product shown. Interior of junction box is visible for illustration purposes only.



Pre-installed high capacity pump optimizes water flow to ensure proper boiler operation. Side panel access.



Touchscreen display offers step-by-step assistance in setup and troubleshooting.



FastPipe™, optional ready-made primary/secondary piping solution saves installation time and cost.



K2 Combi Models (available late 2017) feature an integrated flat plate heat exchanger for domestic hot water. Available in three sizes – 120, 150, and 180 MBH. (Complete product info available separately).

K2: Technical Information



Standard Equipment

- Direct vent, 10:1 turndown, sealed combustion appliance
- Stainless steel heat exchanger
- Pre-installed boiler loop circulator
- Easy access control panel on hinged door
- Separated high and low voltage junction box
- Sage2.3 Control System
 - LCD touch screen display
 - Self-guided control menus
 - Built-in self diagnostics
 - (2) additional circulator outputs available
 - Built-in sequencer, stages up to (8) boilers
 - Outdoor reset including outside sensor
 - DHW priority
 - Warm weather shutdown
- Variable speed combustion blower
- Gas valve
- Polypropylene condensate trap
- Flow switch, pre-installed
- Supply, return, and auto reset high limit water sensors
- Universal exhaust vent connection (CPVC/PVC, PP, SS)
- Flue gas temperature sensor and differential pressure switch
- Pre-installed hanging bracket and wall mount kit
- Field adjustable for high altitude

K2 Ratings & Specifications

Model	%	Input (MBH) min-max	DOE Heating Capacity (MBH)	Net AHRI (MBH)	Vent Size (Inches)	Approx. Net Weight (lbs.)
K2WT-080B	95.0	8-80	74	64	2 or 3	100
K2WT-100B	95.0	10-100	94	82	2 or 3	102
K2WT-120B	95.0	12-120	112	97	3	105
K2WT-150B	95.0	15-150	142	123	3	119
K2WT-180B	95.0	18-180	169	147	3	119
K2WT-180M	94.5	18-180	168	146	3	119

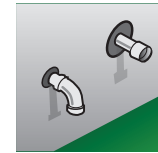
Optional Equipment:

- Natural gas; LP conversion kit for elevations to 2000' sold separately:
 - 080B-100B P/N: 107873-01
 - 120B-150B P/N: 107874-01
 - 180B P/N: 107875-01
 - 180M P/N: 108101-01
- FastPipe primary/secondary adapter PN:
 - 80-120 MBH – (106259-01)
 - 150, 180 MBH – (106259-02)
- Sage Zone Control (Circulator Panel P/N: 104590-01) (Valve Panel P/N 104589-01)
- LWCO kit (P/N: 105591-01)
- Service parts kit (P/N: 106260-03)
- Floor stand kit (P/N: 108017-01)
- Kit, CPVC starter and PVC vent terminations (2" P/N: 107039-01, 3" P/N: 107039-02)


Safety Relief Valve Pressure, Water – 30 PSI std. ASME certified "H". Maximum Allowable Working Pressure at 50 PSI, Max allowable temperature setting 210°F. Target setpoint is 180°F, manual reset high limit setpoint is 210°F. Boilers shipped set for natural gas. Above performance is for elevations to 2000'. Consult Installation, Operating, and Service Instructions for installations up to 10,100'. 180M model is only for installations over 2,000'

Typical Venting Configurations (Horizontal and Vertical—up to 135 sq. ft. each)

Illustrations are for representation only. For complete venting information, please see Installation, Operating, and Service Instructions.




Horizontal 2-pipe




Vertical 2-pipe



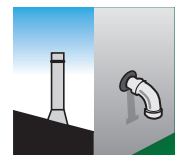
Horizontal 2-pipe low profile



Vertical 2-pipe concentric




Horizontal 2-pipe concentric

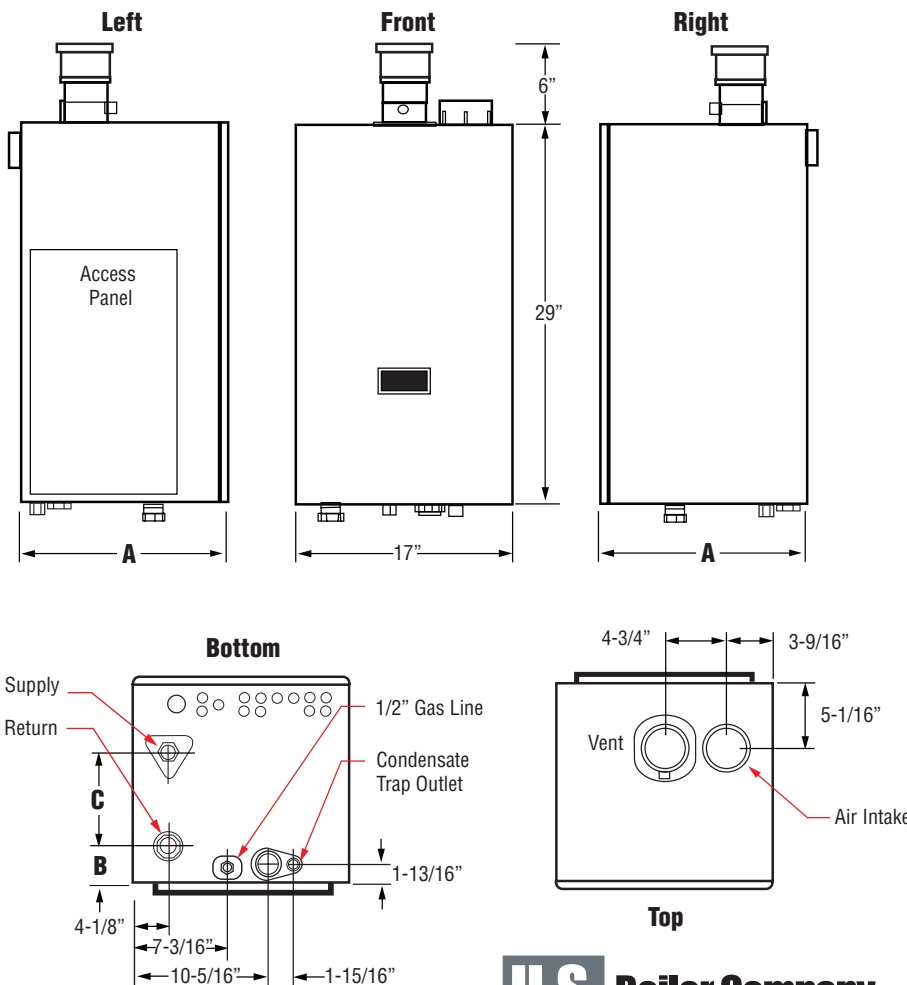


Hybrid

Vertical exhaust/sealed B-vent for combustion air



PLUS polypropylene & stainless steel chimney chase options



K2 Dimensions (Inches)

Model	A*	B	C
K2WT-080B	16-3/16	3	7-3/8
K2WT-100B	16-3/16	3	7-7/16
K2WT-120B	16-3/16	3	7-7/16
K2WT-150B	20-3/16	4-7/16	8
K2WT-180B/M	20-3/16	4-7/16	8

*Open control door extends dimension additional 15"

www.usboiler.net

© 2018 U.S. Boiler Company, Inc.
Lancaster, PA
Phone: 1-888-432-8887

