

Job Name/Location:

Tag #:

Date:

For:	File	Resubmit
	Approval	Other_____

PO No.:

Architect:

GC:

Engr:

Mech:

Rep:

(Company)

(Project Manager)



LHN248HV1

Multi F Convertible Mid-Static Ducted

24,000 Btu/h



Performance:

Nominal Cooling Capacity (Btu/h)	24,000
Nominal Heating Capacity (Btu/h)	27000

Cooling Nominal Test Conditions:

Indoor: 80°F DB / 67°F WB
Outdoor: 95°F DB / 75°F WB

Heating Nominal Test Conditions:

Indoor: 70°F DB / 60°F WB
Outdoor: 47°F DB / 43°F WB

Electrical:

Power Supply (V/Hz/Ø)	208-230/60/1
Rated Amps (A)	1.7

Piping:

Installed Liquid Pipe (in., O.D.)	1/4
Installed Vapor Pipe (in., O.D.)	1/2
Liquid Connection (in., O.D.)	3/8
Vapor Connection (in., O.D.)	5/8
Drain (in., O.D. / I.D.)	1-1/4, 31/32
Temperature Sensor	Thermistor

Features:

- Two thermistor control
- Auto operation
- Auto restart
- Control lock function
- Drain pump
- Group control
- Inverter (variable speed fan)
- Compatible with accessory Wi-Fi module
- Horizontal or vertical installation

Optional Accessories:

- MultiSITE™ CRC2 Controller - PREMTBVC2
- MultiSITE™ CRC2+ Controller - PREMTBVC3
- MultiSITE™ CRC2+Z Controller - PREMTBVC4
- Simple Remote Controller - PREMTCC00U
- Standard III Remote Controller (White Housing) – PREMTB100
- Standard III Remote Controller (Black Housing) – PREMTBB10
- Remote Temperature Button Sensor - ZRTBS01
- Simple Dry Contact (1 contact, 24 VAC external power) - PDRYCB100
- Dry Contact for Third Party Thermostat - PDRYCB320
- Dry Contact for Economizer - PDRYCB400
- Auxiliary Heater Kit - PRARH1
- Wi-Fi Module - PWFMD200
- High Efficiency Filter Box - ZFBXMA01A
- Vertical Installation Kit - ABDAMA0

Entering Mixed Air:

Cooling (°F WB)	57 ~ 77
Heating (°F DB)	59 ~ 81

Unit Data:

Refrigerant Type	R410A
Refrigerant Control	EEV
Sound Pressure (H/M/L) dB(A) ²	38 / 33 / 30
Primary Filter	Washable Pre-filter
Net Weight (lbs.)	64.2
Shipping Weight (lbs.)	74.3

Fan:

Type	Sirocco
Quantity	1
Motor/Drive	Brushless Digitally Controlled/Direct
Air Flow H/M/L (CFM)	706 / 547 / 459
External Static Pressure ^{3,4} (in wg)	0.24
Minimum External Static Pressure ⁵	0.10
Maximum External Static Pressure ⁶	0.59

Notes:

1. Acceptable operating voltage: 187V-253V.
2. Sound Pressure levels are tested in an anechoic chamber under ISO Standard 3745.
3. Adjust fan speed to correct for static pressure increases when using field-supplied air filter.
4. At factory fan speed setting.
5. Air flow rate (CFM) at high speed.
6. See Engineering Manual for sensible and latent capacities.
7. All communication / connection (power) cable from the outdoor unit to the indoor unit is field supplied and must be a minimum of four-conductor, 14 AWG, stranded, shielded or unshielded (if shielded, it must be grounded to the chassis of the outdoor unit only), and must comply with applicable local and national codes.
8. Power wiring cable size must comply with the applicable local and national code.
9. The indoor unit comes with a dry helium charge.
10. Corresponding refrigerant piping length is in accordance with standard length of each outdoor unit and the level difference is 0 ft. All capacities are net with a combination ratio between 95 - 105%.
11. Must follow installation instructions in the applicable LG installation manual.



LHN248HV1

Multi F Convertible Mid-Static Ducted

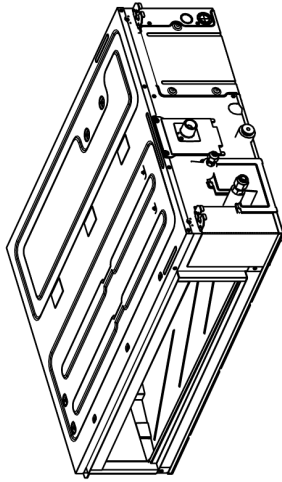
24,000 Btu/h



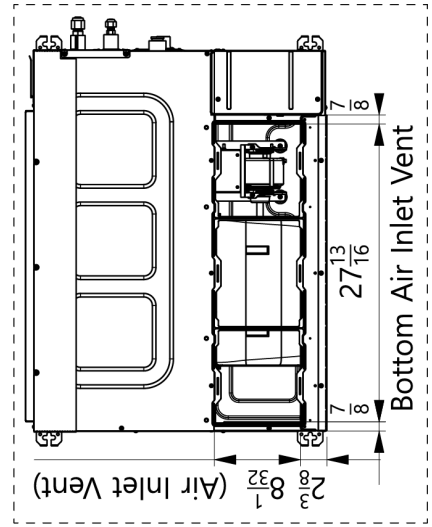
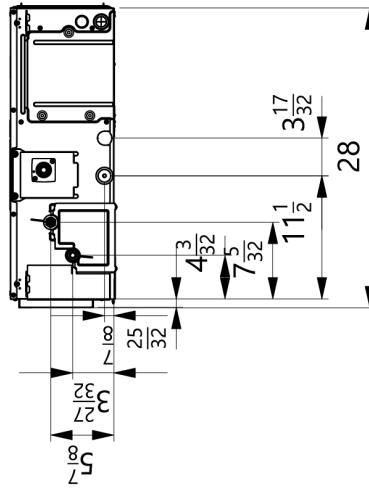
Tag No.: _____

Date: _____

PO No.: _____

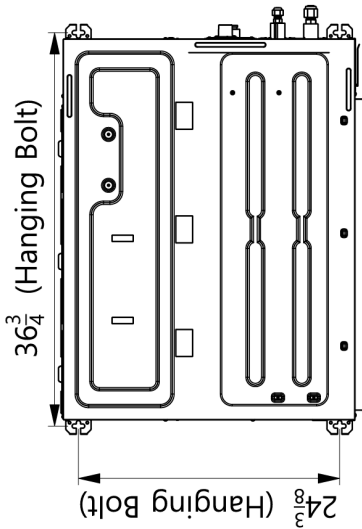


3D View

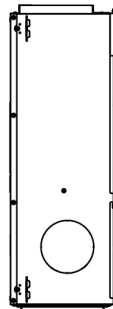
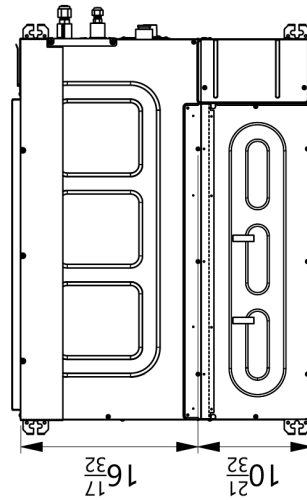
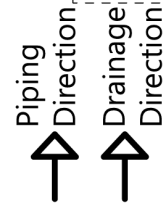
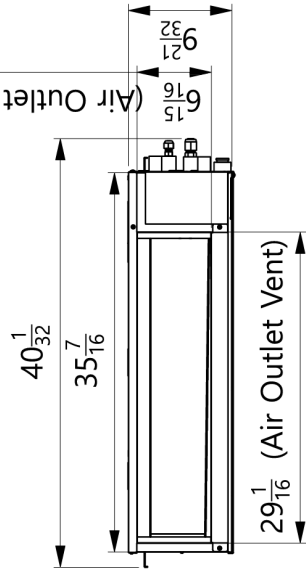


(Air Inlet Vent)

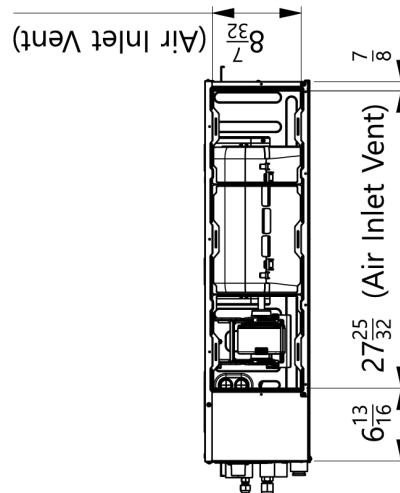
Bottom Air Inlet Vent



(Air Outlet Vent)



"A" →



View "A"

Note

1. Unit should be grounded in accordance with the local regulations or applicable national codes.
2. All electrical components and materials to be supplied from the site must comply with the local regulations or international codes.

[Unit: inch]
 Chassis Code : MA
 DWG No. : TBB36538801_Rev.00