

Residential/Light Commercial Generator Accessories

KOHLER Power Systems

Kohler® OnCue® Plus Wireless Generator Management System



OnCue Plus Web Application Status View



OnCue Plus Mobile Device App Views

Applicable Models

Use OnCue Plus Wireless to monitor and control Kohler Residential and Light Commercial generator sets equipped with the following controllers:

- RDC2 or DC2 Controller
- RDC or DC Controller
- VSC Controller (6VSG variable-speed DC generator set)

OnCue Plus Wireless Features

- The OnCue Plus wireless kit allows the use of OnCue Plus without running a network cable from the owner's router to the generator set. (The owner's computer must be equipped with a wireless router.)
- Use a computer and/or mobile device to monitor your Kohler power system from any location in the world with Internet access.
- OnCue Plus apps for iPhone®, iPad® and Android™ devices are available on the App StoreSM and Google Play™.
- Simple activation: Enter the generator set serial number, controller password, and activation code into OnCue Plus just once for each generator. Then monitor your power system from your computer and/or mobile devices.
- Monitor your complete Kohler power system, including the generator, RXT automatic transfer switch, Load Control Module (LCM)*, and Programmable Interface Module (PIM)†.
- Control home automation when the generator set is paired with a Programmable Interface Module (PIM)†. Remote control features:
 - Remotely turn appliances, outdoor lighting, storm shutters, or other electrical equipment on or off.
 - The generator does not need to be running in order to use OnCue Plus for remote control of circuits connected to the PIM.
- Monitor your home's power consumption for full power management control at your finger tips. (LCM required.*)
- Monitor multiple generator sets. Generator selection panel lists multiple generator systems on one account and allows for the easy selection of each system for detailed monitoring and control.
- View time- and date-stamped event history listing generator set starting and stopping, faults, and notifications. (RDC2)
- Choose to send generator notifications to selected recipients by email and/or text message.
- Start and stop generator exercises from your computer or mobile device.
- Clear faults from a remote location.
- Controller password and generator set serial number protect against access by unauthorized users.
- All Ethernet communication is authenticated and encrypted for privacy.

Apple, the Apple logo, iPhone and iPad are registered trademarks of Apple Inc., registered in the U.S. and other countries. App Store is a service mark of Apple Inc.

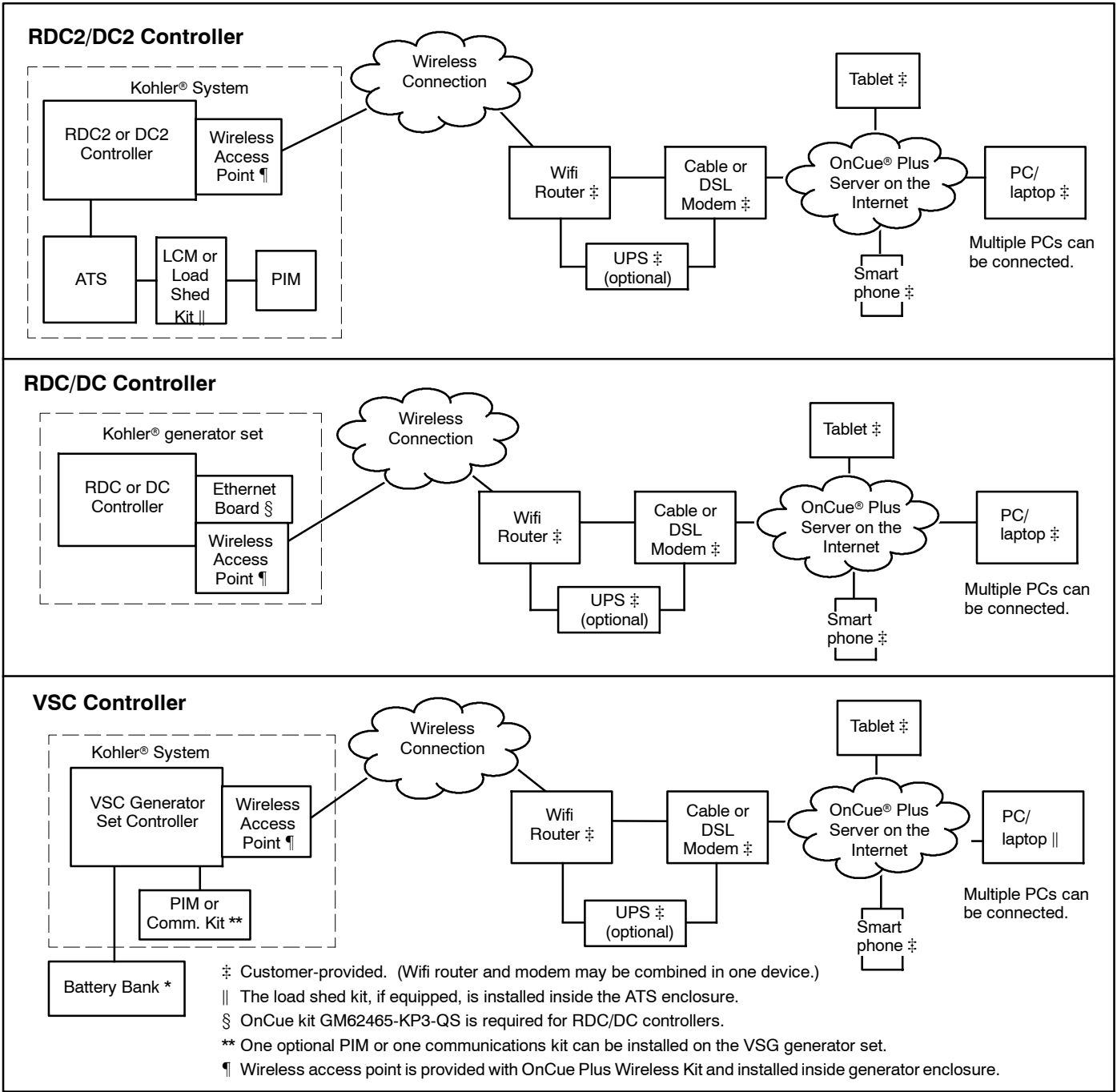
Android and Google Play are trademarks of Google Inc.

* Model RXT automatic transfer switch and LCM can be used with generator sets equipped with the RDC2 or DC2 controller.


† PIM can be used with generator sets equipped with the VSC, RDC2, or DC2 controller.

Note: Views shown in this document are samples. Actual views may vary based on customer application and OnCue Plus program updates.

Typical Connections



Applicable Generator Set Controllers



View System Operation Data

Generator Set

- Home is running on generator or utility power
- Generator set status: running, standby, shutdown, or off
- Generator power, in kW (LCM required*)
- Engine starting battery voltage, VDC
- Generator event history with description, time, and date
- Active fault indication with description, time, and date
- Engine speed, RPM
- Exercise type
- Engine hours
- Last exercise date and time
- Next scheduled exercise date and time (estimated based on last exercise date and time)
- Exercise interval, duration and mode
- Over 20 different parameters
- Event history and event details

Load Control Module (LCM)*

- View connected loads
- On/Off indicators for each circuit indicate status (powered or shed)
- Change load labels to identify the connected circuits
- Loads are connected or shed automatically based on generator load
- See G6-120 for more information

Programmable Interface Module (PIM)†

- View relay status
- On/Off indicators show connected circuits
- Change input and output labels to identify connected circuits
- See G6-121 for more information

6VSG Communications Kit

- View input and output status
- On/Off indicators show connected circuits

System Requirements

- Personal computer (PC) requires an Internet browser with Adobe® Flash® player 12 or higher
- A laptop computer and network cable (required only for initial setup of the wireless access point)
- Mobile devices require Android™ Gingerbread 2.3 or higher or iOS 4.3 or higher
- Wireless router for Internet connection (customer-supplied)
- Always-on Internet access for the generator (for example, cable, DSL, or phone line modem connected 24 hours a day)
- Uninterruptible power supply (UPS) for modem and router (optional)

* Model RXT automatic transfer switch and Load Control Module (LCM) can be used with generator sets equipped with the RDC2 or DC2 controller.

† PIM can be used with generator sets equipped with the VSC, RDC2, or DC2 controller.

Adobe Flash is a registered trademark of Adobe Systems Incorporated in the United States and/or other countries.

Remote Control/Home Automation

Generator Set

- Start/stop exercises remotely
- Clear or reset faults remotely
- Manage exercise Interval, Duration and Mode

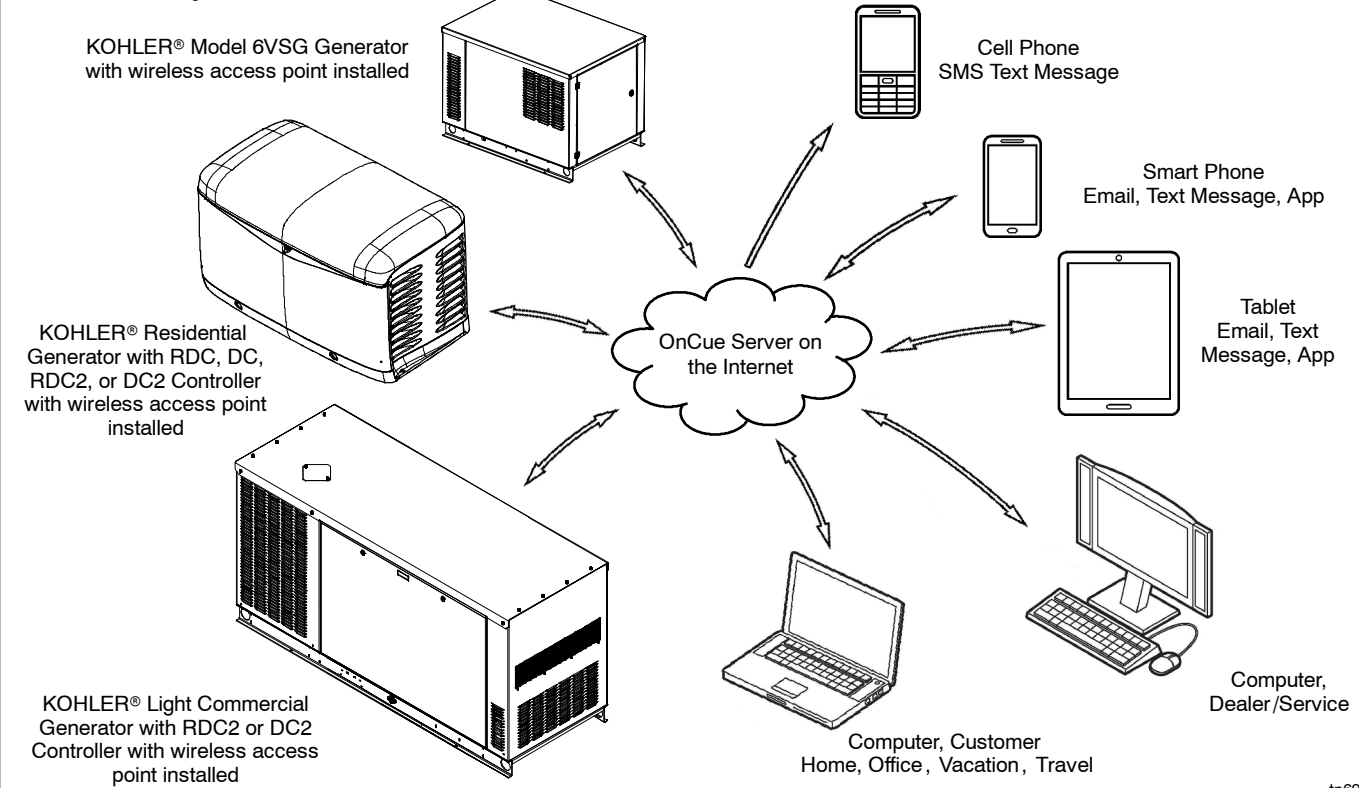
Programmable Interface Module (PIM)†

- Allows remote control of appliances and other electrical devices in your home
- Use your PC or mobile device to turn your lights or appliances on and off from any location with Internet access
- The generator does not need to be running in order to use OnCue Plus for remote control of circuits connected to the PIM.

Wireless Access Point Specifications

- Environmental specifications:
 - Operating temperature: -20 to 70°C (-4 to 158°F)
 - Storage temperature: -30 to 80°C (-22 to 176°F)
 - Humidity: 10% to 95% non-condensing
 - Green: RoHS Compliant
- Physical Specifications
 - Dimensions. L x W x H: 228 x 64 x 61 mm (9 x 2.5 x 2.4 in.)
 - Weight: less than 400 grams (14 ounces)
 - Enclosure: IP55 Rated Plastic
- RF Frequency:
 - USA (FCC): 2.412-2.462 GHz (Channels 1-11)
 - Europe (ETSI): 2.412-2.472 GHz (Channels 1-13)
 - IEEE 802.11gn HT40 ISM Band:
 - USA: 2.422-2.452 GHz (Channels 3-9)
 - Europe: 2.422-2.462 GHz (Channels 3-11)
- Regulatory Compliance: FCC Part 15, CE EN300 328, EN301 489-1/17, EC60950
- Standards Compliance: IEEE 802.11b/g/n, WiFi Certificate
- Electrical Specifications:
 - Power Requirements: 12 VDC @ 1A (switching)
 - PoE: Passive 12V PoE
 - Power consumption: ≤900 mA@ 12 VDC
- LEDs for power and network connection status

OnCue Plus System



tp6928

OnCue® Plus Wireless System Kits

- For the RDC2/DC2/VSC controller:
 - Activation code decal
 - Ethernet connector
 - Operation manual
 - Wireless access point
 - Installation and setup instructions for wireless access point

RDC2/DC2 and VSC controllers have built-in Ethernet capability.

- For the RDC/DC controller:
 - OnCue Ethernet option board
 - Installation instructions for Ethernet board
 - Operation manual
 - Wireless access point
 - Installation and setup instructions for wireless access point

Ethernet Option Board Specifications (RDC/DC controller only)

- Environmental specifications:
 - Operating temperature: -30°C to 70°C (-22°F to 158°F)
 - Storage temperature: -40°C to 85°C (-40°F to 185°F)
 - Humidity: 5-95% non-condensing
- Standard RJ45 jack for network connection
- Standard 10/100 Ethernet

DISTRIBUTED BY:

Availability is subject to change without notice. Kohler Co. reserves the right to change the design or specifications without notice and without any obligation or liability whatsoever. Contact your local Kohler® generator distributor for availability.

© 2014 by Kohler Co. All rights reserved.