

Job Name/Location:

Tag #:

Date:

For:	File	Resubmit
	Approval	Other_____

PO No.:

Architect: \_\_\_\_\_ GC: \_\_\_\_\_

Engr: \_\_\_\_\_ Mech: \_\_\_\_\_

Rep: \_\_\_\_\_  
(Company) (Project Manager)

## LV181HV4

### Single Zone Vertical Air Handler Unit

Outdoor Unit (ODU) - LUU189HV Indoor Unit (IDU) - LVN181HV4



#### Performance:

##### Cooling:

Cooling Capacity (Min~Rated~Max, Btu/h)	7,200 ~ 18,000 ~ 24,000
SEER / EER	19.2/13.3

SEER - Seasonal Energy Efficiency Ratio EER - Energy Efficiency Ratio

##### Heating:

Heating Capacity (Min~Rated~Max, Btu/h)	8,000 ~ 20,000 ~ 24,000
HSPF	10.4
Max heating @ Indoor 70° DB (Btu/h)	
Outdoor 17°F WB	21,000
Outdoor 5°F WB	20,500
Outdoor -4°F WB	19,910

HSPF - Heating Seasonal Performance Factor  
Cooling Nominal Test Conditions:  
Indoor: 80°F DB / 67°F WB  
Outdoor: 95°F DB / 75°F WB

Heating Nominal Test Conditions:  
Indoor: 70°F DB / 60°F WB  
Outdoor: 47°F DB / 43°F WB

#### Electrical:

Power Supply <sup>1</sup> (V/Hz/Ø)	208-230 / 60 / 1
MOP / MCA (A)	30 / 20
Cooling / Heating Rated Amps (A)	16.2 / 16.2
Compressor(A)	13.5
Fan Motor (IDU + ODU) (A)	1.1 + 1.6
Cooling Power Input (Min~Rated~Max, kW)	0.45 ~ 1.35 ~ 3.25
Heating Power Input (Min~Rated~Max, kW)	0.50 ~ 1.73 ~ 2.37

MOP - Maximum Overcurrent Protection MCA - Minimum Circuit Ampacity

#### Piping:

Installed Liquid Pipe (in., O.D.)	3/8 Flare
Installed Vapor Pipe (in., O.D.)	5/8 Flare
IDU Liquid Connection (in., O.D.)	1/4 Flare
IDU Vapor Connection (in., O.D.)	1/2 Flare
Additional Refrigerant (oz./ft.)	0.43
Min/Max. Pipe Length (ft.)	6.6 / 164
Piping Length (no add'l refig., ft.)	24.6
Max. Elevation (ft.)	98.4

#### Features:

- Hot start
- Inverter (variable speed)
- Auto restart
- Control lock
- W2 terminal connection
- Group control
- Timer (on/off)
- Sleep Mode
- Optional Wi-Fi Control
- Built in dry contact
- IDU compatible with Multi F
- ECM (Electronically Commutated Motor) fan provides constant airflow regardless of permitted ESP (External Static Pressure)

#### Required Accessories (sold separately):

Controller (Any LG wired remote controller)

#### Optional Accessories:

- MultiSITE™ CRC1 - PREMTBVC0
- MultiSITE CRC1+ - PREMTBVC1
- MultiSITE Comm. Mgr. - PBACNBTR0A
- AC Smart 5 - PACS5A000
- ACP 5 - PACP5A000
- Simple Controller - PREMTCC00U
- Wi-Fi module - PWFMD200
- Remote Temperature Sensor - ZRTBS01
- Aux Heater Relay Kit - PRARH1
- Drain Pan Heater - PQSH1200
- Dry Contact - PDRYCB320
- Low Ambient Wind Baffle (cooling operation to -4°F) - ZLABGP04A<sup>9</sup>
- Electric Heater 3kW - ANEH033B1<sup>13</sup>
- PI-485 Control Board - PMNFP14A1
- Downflow Conversion Kit - PNDFJ0

For a complete list of available accessories, contact your LG representative.

For continual product development, LG reserves the right to change specifications without notice.

© LG Electronics U.S.A., Inc., Englewood Cliffs, NJ. All rights reserved. "LG Life's Good" is a registered trademark of LG Corp. /www.lghvac.com

#### Operating Range:

##### Outdoor Unit:

Cooling (°F DB)	5 to 118
Heating (°F WB)	-4 to 64

##### Indoor Unit:

Cooling (°F WB)	57 to 77
Heating (°F DB)	59 to 81

#### System Data:

Refrigerant Type/Control	R410A / EEV
Refrigerant Charge (lbs.)	3.75
ODU Sound Pressure Max (Cool / Heat) ±1 dB(A) <sup>3</sup>	48/52
IDU Sound Pressure (H/M/L) ±1 dB(A) <sup>3</sup>	35 / 33 / 30
ODU Net / Shipping Weight (lbs.)	129 / 141
IDU Net / Shipping Weight (lbs.)	116.8 / 128.5

#### Fan:

ODU / IDU Fan Type	Propeller / Sirocco
Fan Speeds (Fan/Cool/Heat)	3 / 3 / 3
Fan Quantity (ODU + IDU)	1 + 1
Motor/Drive	Electronically Commutated Motor / Direct
Maximum ODU Air Volume (CFM)	2,048
IDU Air Volume (H/M/L) (CFM)	640 / 580 / 480
Dehumidification Rate (pts/hr) <sup>10</sup>	3.1
IDU External Static Pressure Operating Range (Min~Default~Max) (in-wg) <sup>11</sup>	0.1~ - -0.7

#### Notes:

1. Acceptable operating voltage: 187V-253V.
2. Piping lengths are equivalent.
3. Sound Pressure levels are tested in an anechoic chamber under ISO Standard 3745.
4. All power/communication cable to be minimum 14 American wire gage (AWG), 4-conductor, stranded, shielded or unshielded wire and must comply with applicable local and national code. If shielded, the wire must be grounded to the chassis at the outdoor unit only.
5. Power wiring cable size must comply with the applicable local and national code.
6. The indoor unit comes with a dry helium charge.
7. This data is rated 0 ft. above sea level, with 25 ft. of refrigerant line and a 0 ft. level difference between outdoor and indoor units.
8. Must follow installation instructions in the applicable LG installation manual.
9. If the optional low ambient wind baffle (ZLABGP04A) is used, one wind baffle is required for each ODU fan.
10. Dehumidification rate is based on high speed airflow.
11. 18k, 24k, and 36k IDU units have ECM fan that automatically adjusts throughout the ESP (External Static Pressure) range. Therefore, there is no default ESP value for these units.
12. 18k and 24k Vertical Air Handler Units are supplied with socket adapters for pipe transitions.
13. Electric heater accessory available in 3kW, 5kW, 8kW, and 10kW capacities. Refer to the engineering manual for details.
14. Controller not included.



SB\_SZ\_VAHU\_LV181HV4\_2021\_05\_25\_104939

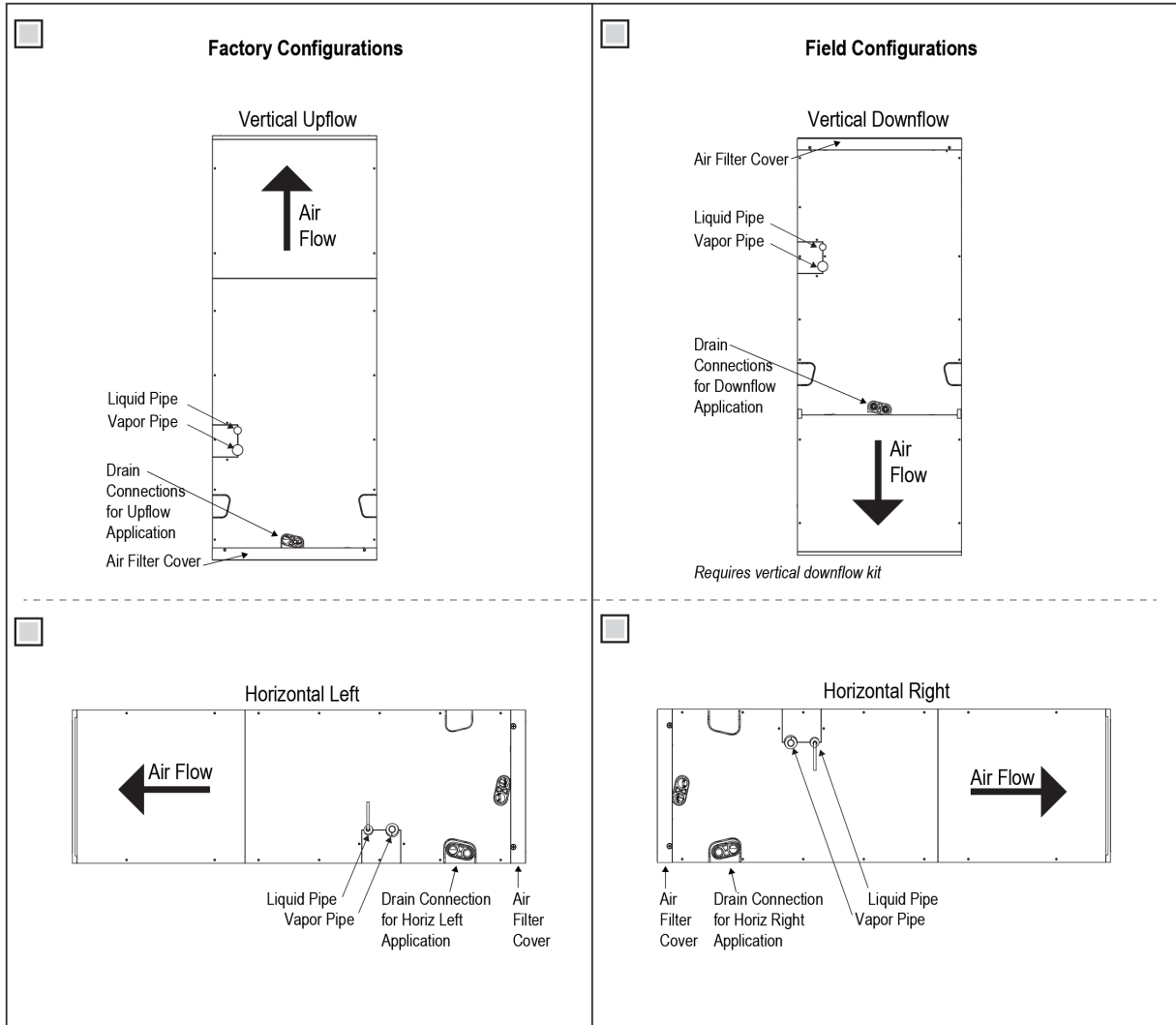
**LVN181HV4**  
Single Zone Vertical Air Handler Unit



Tag No.: \_\_\_\_\_

Date: \_\_\_\_\_

PO No.: \_\_\_\_\_





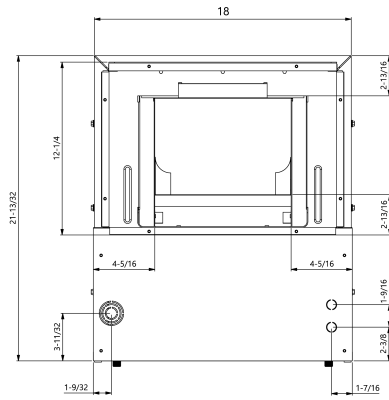
**LVN181HV4**  
Single Zone Vertical Air Handler Unit



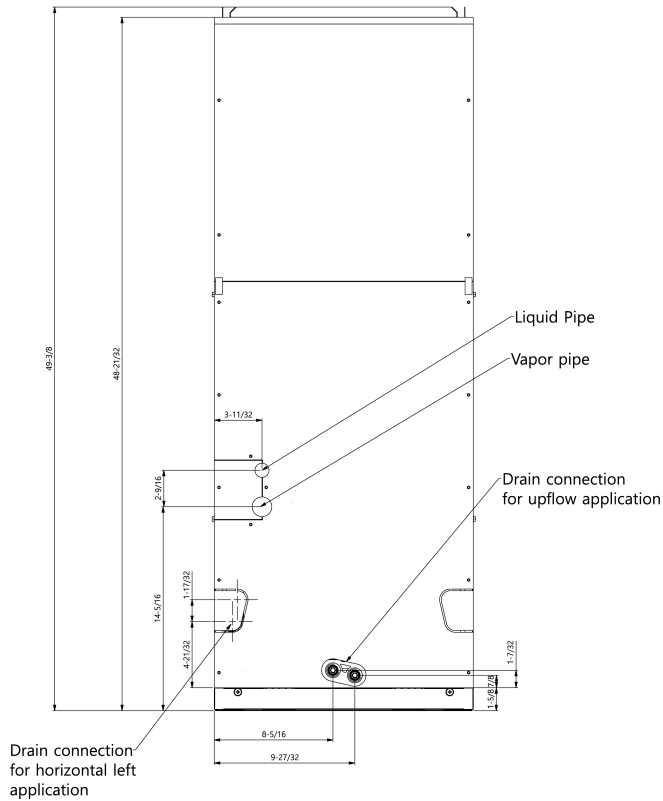
Tag No.: \_\_\_\_\_

Date: \_\_\_\_\_


PO No.: \_\_\_\_\_



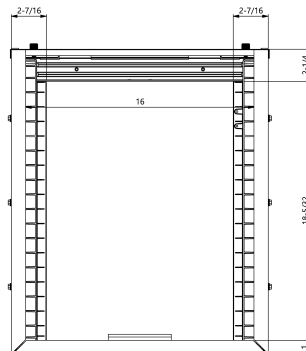
Top View



Front View



Side View



Bottom View