


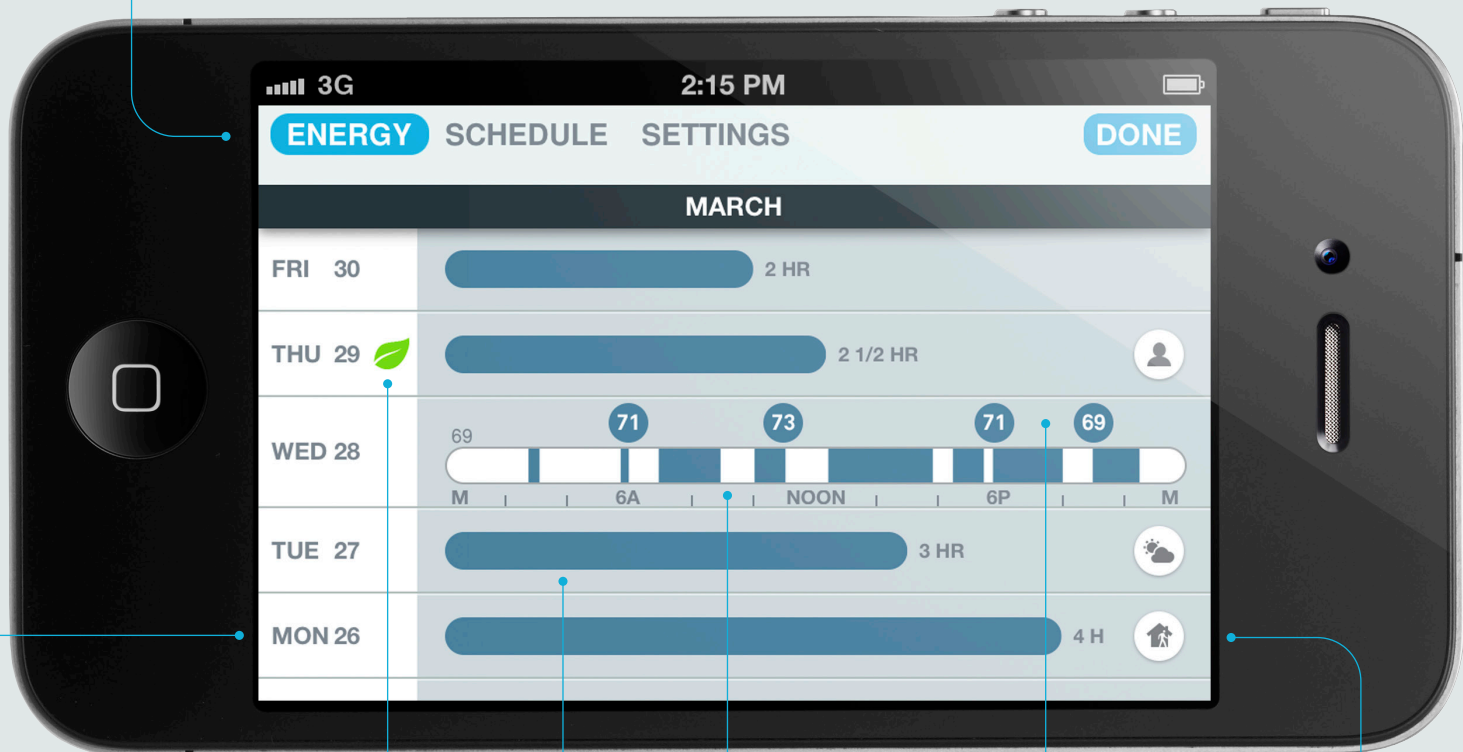


The Energy History "how-to" guide

Use the info in Nest's Energy History to take control of your energy usage.

Welcome to your Energy History.

Turn your phone sideways to see the new Energy tab.



Scroll up and down to view your last 10 days of energy use.



A Nest Leaf will appear if you earned it for at least an hour that day.

2 HR

Solid bars show you how long heating or cooling was on that day.



Tap a solid bar and it'll expand to show you a detailed view. Solid strips mean your AC or heat was on. White space means it was off.

72

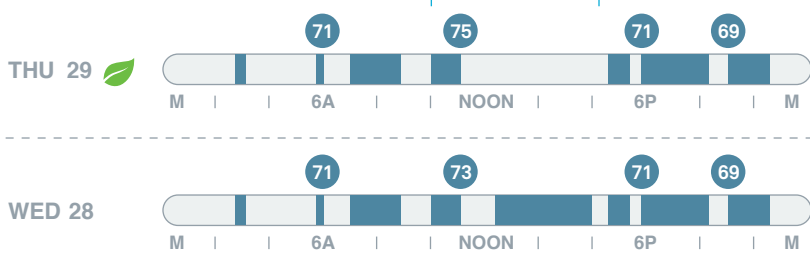
Numbers in circles represent your temperature setpoints and adjustments.



If your energy use was remarkably different, these icons tell you why: either it was your adjustments, Away, or the weather.

Know more, save more.

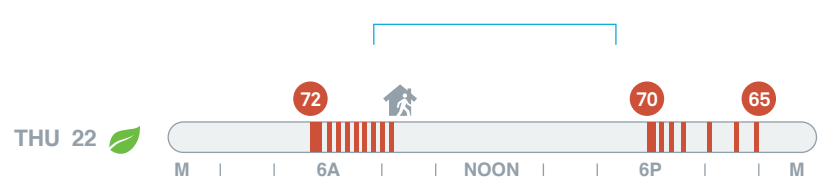
● Cooling ● Heating



Change the temperature.

Energy History shows you how your energy use changes. So turn the AC to 75° F rather than 73° F. Check Energy History the next day to see how much energy you saved and why.

Changing the temperature just one degree can cut up to 5% off your energy use.



Save energy when you're away.

Auto-Away usually turns on two hours after you've left. Instead of waiting for it every day, turn Nest down as you walk out the door. You'll save at least two hours of energy and teach Nest your schedule.

And if you're leaving for a longer period of time, turn Nest to Away manually



Is the weather driving up your bills?

You can't change the weather, but you can see if it impacts your energy bills. Whether it's a cold snap or an Indian summer, this icon tells you that the weather caused a major change in your energy use.



Is Auto-Away helping you save?

Look for this icon followed by a long white space to see when Auto-Away is saving energy. For the biggest savings, choose a low "heat to" Away temp and a high "cool to" temp.



Are you making a difference?

Nest gives you a lot of ways to save energy, but you're in control of what temperatures you set. If you see this icon, you know that your adjustments are making an impact on your energy bill.



Watch for Leafs.

You'll see a Nest Leaf on the days you've selected an energy efficient temperature. More Leafs equal more savings.



Don't stop there.

Try closing a door to a room you don't need heated. Buy some insulation tape and seal off doors and windows. As long as outdoor temperatures remain constant, you'll be able to see what impact a draft can have on your bills.