



# DZ14S COMMERCIAL

Cooling Capacity: 34,600 to 56,500 BTU/h  
Heating Capacity: 32,800 to 59,000 BTU/h

3 - 5 TON, THREE-PHASE  
SPLIT SYSTEM HEAT PUMP  
14 SEER / R-410A



### ■ Contents

Nomenclature .....	2
Product Specifications .....	3
Expanded Cooling Data.....	4
Expanded Heating Data .....	10
AHRI Ratings.....	11
Dimensions.....	14
Wiring Diagram .....	15
Accessories.....	16

### ■ Standard Features

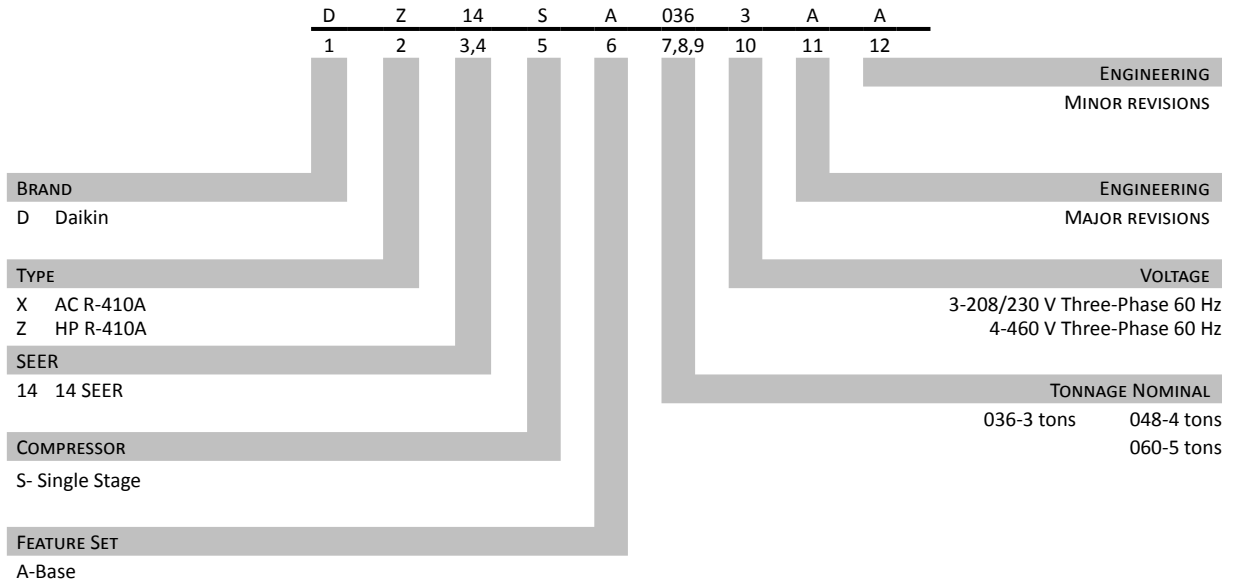
- R-410A chlorine-free refrigerant
- Energy-efficient scroll compressor
- Low-pressure switch
- Liquid refrigerant return protection
- Factory-installed, bi-flow liquid-line filter drier
- Service valves with sweat connections and easy-access gauge ports
- Copper tube/enhanced aluminum fin coil
- Reliable time-initiated, temperature-terminated defrost control
- Contactor with lug connection
- Ground lug connection
- Units meet the performance outlined in Table 6.8.1-2 of ASHRAE Standard 90.1-2013
- AHRI Certified; ETL Listed

### ■ Cabinet Features

- Innovative sound control top design
- Steel louver coil guard
- Heavy-gauge galvanized-steel cabinet
- Attractive Nickel Gray powder-paint finish
- Top and side maintenance access
- Service ports and controls are accessible while unit is operating
- When properly anchored, meets the 2010 Florida Building Code unit integrity requirements for hurricane-type winds (Anchor bracket kits available.)



\* Complete warranty details available from your local distributor or manufacturer's representative or at [www.daikincomfort.com](http://www.daikincomfort.com).



	DZ14SA 0363A*	DZ14SA 0364A*	DZ14SA 0483A*	DZ14SA 0484A*	DZ14SA 0603A*	DZ14SA 0604A*
<b>NOMINAL CAPACITIES</b>						
Cooling (BTU/h)	34,600	34,600	45,000	45,000	56,500	56,500
Heating (BTU/h)	32,800	32,800	44,500	44,500	59,000	59,000
SEER	14	14	14	14	14	14
Decibels	74	74	76	76	75	75
<b>COMPRESSOR</b>						
RLA	11.6	6.4	15.4	6.9	16.0	7.8
LRA	73.0	38.0	83.1	41.0	110.0	52.0
Type	Scroll	Scroll	Scroll	Scroll	Scroll	Scroll
<b>CONDENSER FAN MOTOR</b>						
Horsepower	1/6	1/6	1/4	1/4	1/4	1/4
FLA	0.95	0.60	1.50	0.80	1.50	0.80
<b>REFRIGERATION SYSTEM</b>						
Refrigerant Line Size						
Liquid Line Size ("O.D.)	3/8"	3/8"	3/8"	3/8"	3/8"	3/8"
Suction Line Size ("O.D.)	7/8"	7/8"	1 1/8"	1 1/8"	1 1/8"	1 1/8"
Refrigerant Connection Size						
Liquid Valve Size ("O.D.)	3/8"	3/8"	3/8"	3/8"	3/8"	3/8"
Suction Valve Size ("O.D.) <sup>3 4</sup>	3/4"	3/4"	7/8"	7/8"	7/8"	7/8"
Valve Connection Type	Sweat	Sweat	Sweat	Sweat	Sweat	Sweat
Refrigerant Charge	112	112	133	133	205	205
Shipped with Orifice Size	0.072	0.072	0.080	0.080	0.088	0.088
<b>ELECTRICAL DATA</b>						
Volts / Hz / Phase	208/230-60-3	460-60-3	208/230-60-3	460-60-3	208/230-60-3	460-60-3
Min. Circuit Ampacity <sup>1</sup>	14.1	7.8	18.7	8.6	21.5	10.6
Max. Overcurrent Device <sup>2</sup>	20	15	30	15	35	15
Min / Max Volts	197/253	414/506	197/253	414/506	197/253	414/506
Electrical Conduit Size	1/2" or 3/8"	1/2" or 3/4"	1/2" or 3/4"	1/2" or 3/4"	1/2" or 3/4"	1/2" or 3/4"
<b>SHIP WEIGHT (LBS)</b>						
	232	231	235	234	262	261

<sup>1</sup> Wire size should be determined in accordance with National Electrical Codes; extensive wire runs will require larger wire sizes

<sup>2</sup> Must use time-delay fuses or HACR-type circuit breakers of the same size as noted.

<sup>3</sup> Installer will need to supply 3/4" to 7/8" adapters for suction line connections.

<sup>4</sup> Installer will need to supply 7/8" to 1 1/8" adapters for suction line connections.

**NOTES**

- Always check the S&R plate for electrical data on the unit being installed.
- Unit is charged with refrigerant for 15' of 3/8" liquid line. System charge must be adjusted per Installation Instructions Final Charge Procedure.

IDB		OUTDOOR AMBIENT TEMPERATURE												ENTERING INDOOR WET BULB TEMPERATURE											
		65				75				85				95				105				115			
		59	63	67	71	59	63	67	71	59	63	67	71	59	63	67	71	59	63	67	71	59	63	67	71
<b>1070</b>	MBh	36.3	36.8	37.9	-	36.0	36.5	37.5	-	35.0	35.5	36.6	-	33.4	33.9	35.0	-	31.5	32.0	33.0	-	29.7	30.2	31.2	-
	S/T	0.65	0.57	0.44	-	0.66	0.58	0.45	-	0.68	0.61	0.47	-	0.70	0.62	0.49	-	1.00	0.65	0.51	-	1.00	0.70	0.56	-
	ΔT	19	18	14	-	19	17	14	-	20	18	14	-	19	17	14	-	19	17	14	-	20	18	15	-
	kW	2.17	2.17	2.16	-	2.44	2.43	2.43	-	2.73	2.73	2.72	-	3.05	3.05	3.04	-	3.41	3.41	3.40	-	3.83	3.83	3.82	-
	Amps	8.3	8.3	8.2	-	9.5	9.5	9.5	-	10.8	10.8	10.8	-	12.3	12.3	12.3	-	13.9	13.9	13.9	-	15.9	15.9	15.8	-
	HI PR	263	265	266	-	305	306	308	-	348	349	351	-	394	395	397	-	444	446	447	-	498	499	501	-
	LO PR	121	123	126	-	129	130	133	-	135	137	140	-	140	142	145	-	146	147	150	-	152	154	157	-
	MBh	36.8	37.3	38.4	-	36.5	37.0	38.1	-	35.6	36.1	37.2	-	34.0	34.5	35.5	-	32.0	32.5	33.6	-	30.2	30.7	31.8	-
	S/T	0.68	0.61	0.48	-	0.69	0.61	0.48	-	0.71	0.64	0.51	-	0.73	0.66	0.52	-	1.00	0.68	0.55	-	1.00	0.73	0.60	-
	ΔT	18	17	13	-	18	17	13	-	19	17	13	-	18	17	13	-	18	16	13	-	19	17	14	-
<b>1200</b>	kW	2.18	2.18	2.17	-	2.45	2.44	2.44	-	2.74	2.74	2.74	-	3.06	3.06	3.06	-	3.42	3.42	3.41	-	3.84	3.84	3.83	-
	Amps	8.3	8.3	8.3	-	9.5	9.5	9.5	-	10.9	10.9	10.9	-	12.4	12.4	12.3	-	14.0	14.0	14.0	-	15.9	15.9	15.9	-
	HI PR	266	267	268	-	307	308	310	-	350	351	353	-	396	398	399	-	447	448	450	-	500	501	503	-
	LO PR	123	125	128	-	131	132	135	-	137	138	142	-	142	144	147	-	148	149	152	-	154	156	159	-
	MBh	37.6	38.1	39.2	-	37.3	37.8	38.9	-	36.3	36.8	37.9	-	34.7	35.2	36.3	-	32.8	33.3	34.3	-	31.0	31.5	32.5	-
	S/T	0.69	0.62	0.49	-	0.70	0.62	0.49	-	0.72	0.65	0.52	-	1.00	0.67	0.54	-	1.00	0.69	0.56	-	1.00	0.74	0.61	-
	ΔT	18	16	12	-	17	16	12	-	18	16	12	-	17	16	12	-	17	15	12	-	18	16	13	-
	kW	2.19	2.19	2.19	-	2.46	2.46	2.45	-	2.75	2.75	2.75	-	3.07	3.07	3.07	-	3.43	3.43	3.42	-	3.85	3.85	3.84	-
	Amps	8.4	8.4	8.4	-	9.6	9.6	9.6	-	10.9	10.9	10.9	-	12.4	12.4	12.4	-	14.1	14.0	14.0	-	16.0	16.0	15.9	-
	HI PR	268	269	271	-	309	310	312	-	352	354	355	-	399	400	402	-	449	450	452	-	503	504	505	-
LO PR	126	127	130	-	133	135	138	-	139	141	144	-	145	146	149	-	150	152	155	-	157	158	161	-	
<b>1350</b>	MBh	36.3	36.8	37.9	39.5	36.0	36.5	37.6	39.2	35.0	35.6	36.6	38.3	33.4	33.9	35.0	36.6	31.5	32.0	33.0	34.7	29.7	30.2	31.3	32.9
	S/T	0.77	0.70	0.57	0.43	0.78	0.71	0.57	0.44	1.00	0.73	0.60	0.46	1.00	0.75	0.62	0.48	1.00	0.77	0.64	0.50	1.00	0.82	0.69	0.55
	ΔT	24	22	18	14	24	22	18	14	24	22	18	14	24	22	18	14	23	21	18	14	24	23	19	15
	kW	2.17	2.17	2.16	2.18	2.43	2.43	2.43	2.45	2.73	2.73	2.72	2.74	3.05	3.05	3.04	3.06	3.41	3.40	3.40	3.42	3.83	3.82	3.82	3.84
	Amps	8.3	8.3	8.2	8.3	9.5	9.5	9.5	9.5	10.8	10.8	10.8	10.9	12.3	12.3	12.3	12.4	13.9	13.9	13.9	14.0	15.9	15.8	15.8	15.9
	HI PR	264	265	267	271	305	306	308	312	348	349	351	356	395	396	398	402	445	446	448	452	498	499	501	506
	LO PR	121	123	126	131	129	130	133	138	135	137	140	145	141	142	145	150	146	147	150	155	152	154	157	162
	MBh	36.9	37.4	38.4	40.1	36.5	37.0	38.1	39.7	35.6	36.1	37.2	38.8	34.0	34.5	35.6	37.2	32.0	32.5	33.6	35.2	30.2	30.7	31.8	33.4
	S/T	0.81	0.73	0.60	0.46	0.81	0.74	0.61	0.47	1.00	0.76	0.63	0.49	1.00	0.78	0.65	0.51	1.00	0.80	0.67	0.53	1.00	1.00	0.72	0.58
	ΔT	23	21	17	14	23	21	17	13	23	21	17	13	23	21	17	13	22	20	17	13	24	22	18	14
kW	2.18	2.18	2.17	2.19	2.44	2.44	2.44	2.46	2.74	2.74	2.73	2.75	3.06	3.06	3.05	3.07	3.42	3.42	3.41	3.43	3.84	3.84	3.83	3.85	
Amps	8.3	8.3	8.3	8.4	9.5	9.5	9.5	9.6	10.9	10.9	10.9	11.0	12.4	12.3	12.3	12.4	14.0	14.0	14.0	14.1	15.9	15.9	15.9	16.0	
HI PR	266	267	269	273	307	308	310	314	350	351	353	358	397	398	400	404	447	448	450	454	500	501	503	508	
LO PR	123	125	128	133	131	132	135	140	137	138	142	147	142	144	147	152	148	149	152	157	154	156	159	164	
MBh	37.6	38.1	39.2	40.8	37.3	37.8	38.9	40.5	36.4	36.9	37.9	39.6	34.8	35.3	36.3	38.0	32.8	33.3	34.4	36.0	31.0	31.5	32.6	34.2	
S/T	0.82	0.74	0.61	0.47	0.82	0.75	0.62	0.48	1.00	0.78	0.64	0.50	1.00	0.79	0.66	0.52	1.00	0.82	0.68	0.54	1.00	1.00	0.73	0.59	
ΔT	22	20	16	13	22	20	16	13	22	20	16	13	22	20	16	13	21	19	16	12	23	21	17	13	
kW	2.19	2.19	2.18	2.20	2.46	2.45	2.45	2.47	2.75	2.75	2.75	2.77	3.07	3.07	3.07	3.09	3.43	3.43	3.42	3.44	3.85	3.85	3.84	3.86	
Amps	8.4	8.4	8.3	8.4	9.6	9.6	9.6	9.7	10.9	10.9	10.9	11.0	12.4	12.4	12.4	12.5	14.0	14.0	14.0	14.1	16.0	16.0	15.9	16.0	
HI PR	268	269	271	276	309	311	312	317	353	354	356	360	399	400	402	407	449	450	452	457	503	504	506	510	
LO PR	126	127	130	135	133	135	138	143	140	141	144	149	145	146	149	155	150	152	155	160	157	158	161	166	

IDB: Entering Indoor Dry Bulb Temperature  
 High and low pressures are measured at the liquid and suction service valves.  
 Shaded area is ACCA (TVA) conditions.  
 kW=Total system power  
 Amps = outdoor unit amps (comp.+fan)

IDB		OUTDOOR AMBIENT TEMPERATURE																								
		65				75				85				95				105				115				
		ENTERING INDOOR WET BULB TEMPERATURE																								
AIRFLOW		59	63	67	71	59	63	67	71	59	63	67	71	59	63	67	71	59	63	67	71	59	63	67	71	
<b>80</b>	MBh	36.5	37.0	38.1	39.7	36.2	36.7	37.7	39.4	35.2	35.7	36.8	38.4	33.6	34.1	35.2	36.8	31.7	32.2	33.2	34.9	29.9	30.4	31.4	33.1	
	S/T	0.90	0.82	0.69	0.55	1.00	0.83	0.70	0.56	1.00	0.85	0.72	0.58	1.00	0.87	0.74	0.60	1.00	1.00	1.00	0.76	0.62	1.00	1.00	0.67	
	ΔT	28	26	22	19	28	26	22	19	28	26	23	19	28	26	22	19	28	26	22	18	29	27	23	20	
	kW	2.17	2.17	2.16	2.18	2.43	2.43	2.43	2.45	2.73	2.73	2.72	2.74	3.05	3.05	3.04	3.06	3.41	3.41	3.41	3.40	3.42	3.83	3.83	3.82	3.84
	Amps	8.3	8.3	8.2	8.3	9.5	9.5	9.5	9.6	10.8	10.8	10.8	10.9	12.3	12.3	12.3	12.4	13.9	13.9	13.9	13.9	14.0	15.9	15.9	15.8	15.9
	HI PR	264	265	267	272	305	306	308	313	349	350	351	356	395	396	398	403	445	446	446	448	453	499	500	502	506
	LO PR	122	123	127	132	129	131	134	139	136	137	140	145	141	143	146	151	146	148	148	151	156	153	154	157	163
	MBh	37.0	37.5	38.6	40.2	36.7	37.2	38.3	39.9	35.8	36.3	37.4	39.0	34.2	34.7	35.7	37.4	32.2	32.7	33.8	35.4	30.4	30.9	32.0	33.6	
	S/T	1.00	0.86	0.72	0.58	1.00	0.86	0.73	0.59	1.00	0.89	0.75	0.61	1.00	0.90	0.77	0.63	1.00	1.00	1.00	0.79	0.65	1.00	1.00	0.71	
	ΔT	27	25	21	18	27	25	21	18	27	25	22	18	27	25	21	18	27	25	21	17	28	26	22	19	
kW	2.18	2.18	2.17	2.19	2.45	2.44	2.44	2.46	2.74	2.74	2.74	2.76	3.06	3.06	3.06	3.08	3.42	3.42	3.42	3.41	3.43	3.84	3.84	3.83	3.85	
Amps	8.3	8.3	8.3	8.4	9.5	9.5	9.5	9.6	10.9	10.9	10.9	11.0	12.4	12.4	12.3	12.4	14.0	14.0	14.0	14.0	14.1	15.9	15.9	15.9	16.0	
HI PR	266	267	269	274	307	309	310	315	351	352	354	358	397	398	400	405	447	448	448	450	455	501	502	504	508	
LO PR	124	125	128	133	131	133	136	141	138	139	142	147	143	144	147	153	148	150	153	158	155	156	159	164		
MBh	37.8	38.3	39.4	41.0	37.5	38.0	39.1	40.7	36.5	37.1	38.1	39.8	34.9	35.4	36.5	38.1	33.0	33.5	34.5	36.2	31.2	31.7	32.8	34.4		
S/T	1.00	0.87	0.73	0.60	1.00	0.87	0.74	0.60	1.00	0.90	0.77	0.63	1.00	1.00	0.78	0.64	1.00	1.00	1.00	0.81	0.67	1.00	1.00	0.72		
ΔT	26	24	20	17	26	24	20	17	26	24	21	17	26	24	20	17	26	24	20	16	27	25	21	18		
kW	2.19	2.19	2.19	2.21	2.46	2.46	2.45	2.47	2.75	2.75	2.75	2.77	3.07	3.07	3.07	3.09	3.43	3.43	3.42	3.44	3.85	3.85	3.85	3.86		
Amps	8.4	8.4	8.4	8.4	9.6	9.6	9.6	9.7	10.9	10.9	10.9	11.0	12.4	12.4	12.4	12.5	14.0	14.0	14.0	14.0	14.1	16.0	16.0	16.0		
HI PR	269	270	272	276	310	311	313	317	353	354	356	361	400	401	403	407	450	451	453	457	503	504	506	511		
LO PR	126	128	131	136	134	135	138	143	140	142	145	150	145	147	150	155	151	152	155	160	157	159	162	167		
<b>85</b>	MBh	37.1	37.6	38.7	40.3	36.8	37.3	38.3	40.0	35.8	36.3	37.4	39.0	34.2	34.7	35.8	37.4	32.3	32.8	33.8	35.5	30.5	31.0	32.0	33.7	
	S/T	1.00	0.92	0.79	0.65	1.00	0.93	0.80	0.66	1.00	1.00	0.82	0.68	1.00	1.00	0.84	0.70	1.00	1.00	1.00	0.86	0.72	1.00	1.00	0.77	
	ΔT	32	30	26	22	32	30	26	22	32	30	26	23	31	30	26	22	31	29	26	22	32	31	27	23	
	kW	2.17	2.17	2.17	2.19	2.44	2.44	2.43	2.45	2.74	2.73	2.73	2.75	3.06	3.05	3.05	3.07	3.41	3.41	3.41	3.43	3.83	3.83	3.83	3.85	
	Amps	8.3	8.3	8.3	8.4	9.5	9.5	9.5	9.6	10.9	10.9	10.8	10.9	12.3	12.3	12.3	12.4	14.0	14.0	13.9	14.0	15.9	15.9	15.9	16.0	
	HI PR	265	266	268	273	307	308	310	314	350	351	353	357	396	397	399	404	446	448	449	454	500	501	503	507	
	LO PR	124	125	128	133	131	133	136	141	137	139	142	147	143	144	147	152	148	150	153	158	155	156	159	164	
	MBh	37.6	38.1	39.2	40.8	37.3	37.8	38.9	40.5	36.4	36.9	38.0	39.6	34.8	35.3	36.4	38.0	32.8	33.3	34.4	36.0	31.0	31.5	32.6	34.2	
	S/T	1.00	0.95	0.82	0.68	1.00	0.96	0.83	0.69	1.00	1.00	0.85	0.71	1.00	1.00	0.87	0.73	1.00	1.00	1.00	0.89	0.75	1.00	1.00	0.80	
	ΔT	31	29	25	21	31	29	25	21	31	29	25	22	31	29	25	21	30	28	25	21	31	30	26	22	
kW	2.19	2.18	2.18	2.20	2.45	2.45	2.44	2.46	2.75	2.74	2.74	2.76	3.07	3.06	3.06	3.08	3.42	3.42	3.42	3.44	3.84	3.84	3.84	3.86		
Amps	8.4	8.3	8.3	8.4	9.6	9.6	9.5	9.6	10.9	10.9	10.9	11.0	12.4	12.4	12.4	12.4	14.0	14.0	14.0	14.1	15.9	15.9	15.9	16.0		
HI PR	267	269	270	275	309	310	312	316	352	353	355	359	398	399	401	406	448	450	451	456	502	503	505	509		
LO PR	126	127	130	135	133	134	137	143	139	141	144	149	145	146	149	154	150	151	155	160	157	158	161	166		
MBh	38.4	38.9	40.0	41.6	38.1	38.6	39.7	41.3	37.2	37.7	38.7	40.4	35.5	36.0	37.1	38.8	33.6	34.1	35.2	36.8	31.8	32.3	33.4	35.0		
S/T	1.00	0.97	0.83	0.69	1.00	1.00	0.84	0.70	1.00	1.00	0.86	0.72	1.00	1.00	0.88	0.74	1.00	1.00	1.00	0.90	0.77	1.00	1.00	0.82		
ΔT	30	28	24	21	30	28	24	20	30	28	24	21	30	28	24	20	29	27	24	20	31	29	25	21		
kW	2.20	2.20	2.19	2.21	2.46	2.46	2.46	2.48	2.76	2.76	2.75	2.77	3.08	3.08	3.07	3.09	3.44	3.43	3.43	3.45	3.86	3.85	3.85	3.87		
Amps	8.4	8.4	8.4	8.5	9.6	9.6	9.6	9.7	11.0	11.0	10.9	11.0	12.4	12.4	12.4	12.5	14.1	14.1	14.0	14.1	16.0	16.0	16.0	16.1		
HI PR	270	271	273	277	311	312	314	319	354	355	357	362	401	402	404	408	451	452	454	458	504	506	507	512		
LO PR	128	130	133	138	135	137	140	145	142	143	146	151	147	149	152	157	153	154	157	162	159	161	164	169		

IDB: Entering Indoor Dry Bulb Temperature  
 High and low pressures are measured at the liquid and suction service valves.  
 Shaded area is AHRI conditions.  
 KW=Total system power  
 Amps = outdoor unit amps (comp.+fan)

IDB		OUTDOOR AMBIENT TEMPERATURE																							
		65				75				85				95				105				115			
		ENTERING INDOOR WET BULB TEMPERATURE																							
AIRFLOW	59	63	67	71	59	63	67	71	59	63	67	71	59	63	67	71	59	63	67	71	59	63	67	71	
1400	MBh	45.9	46.5	47.9	-	45.5	46.1	47.5	-	44.3	44.9	46.3	-	42.2	42.9	44.2	-	39.7	40.4	41.7	-	37.4	38.1	39.4	-
	S/T	0.64	0.56	0.42	-	0.65	0.57	0.43	-	0.67	0.59	0.45	-	0.69	0.61	0.47	-	1.00	0.64	0.50	-	1.00	0.69	0.55	-
	Delta T	19	17	14	-	19	17	14	-	19	17	14	-	19	17	14	-	19	17	14	-	20	18	15	-
	KW	2.79	2.78	2.78	-	3.11	3.10	3.10	-	3.46	3.46	3.46	-	3.85	3.85	3.84	-	4.28	4.28	4.28	-	4.79	4.79	4.78	-
	AMPS	10.2	10.2	10.2	-	11.7	11.7	11.6	-	13.3	13.3	13.3	-	15.1	15.1	15.0	-	17.1	17.0	17.0	-	19.4	19.4	19.3	-
70	HI PR	256	257	259	-	296	297	299	-	338	339	341	-	384	385	387	-	433	434	436	-	485	486	488	-
	LO PR	122	124	127	-	130	131	134	-	136	138	141	-	142	143	146	-	147	149	152	-	154	156	159	-
	MBh	46.4	47.0	48.4	-	46.0	46.6	48.0	-	44.8	45.4	46.8	-	42.7	43.4	44.7	-	40.2	40.9	42.2	-	37.9	38.6	39.9	-
	S/T	0.69	0.61	0.47	-	0.69	0.62	0.48	-	0.72	0.64	0.50	-	1.00	0.66	0.52	-	1.00	0.69	0.54	-	1.00	0.74	0.60	-
	Delta T	18	16	13	-	18	16	13	-	18	16	13	-	18	16	13	-	18	16	13	-	19	17	14	-
1800	KW	2.80	2.80	2.79	-	3.12	3.12	3.11	-	3.48	3.48	3.47	-	3.87	3.86	3.86	-	4.30	4.30	4.29	-	4.80	4.80	4.80	-
	AMPS	10.3	10.3	10.2	-	11.7	11.7	11.7	-	13.4	13.4	13.3	-	15.1	15.1	15.1	-	17.1	17.1	17.1	-	19.4	19.4	19.4	-
	HI PR	258	259	260	-	298	299	301	-	340	341	343	-	386	387	388	-	435	436	437	-	487	488	490	-
	LO PR	124	125	129	-	131	133	136	-	138	139	142	-	143	145	148	-	149	150	153	-	155	157	160	-
	MBh	47.3	47.9	49.3	-	46.9	47.5	48.9	-	45.7	46.3	47.7	-	43.6	44.3	45.6	-	41.1	41.8	43.1	-	38.8	39.5	40.8	-
75	S/T	0.73	0.65	0.51	-	0.73	0.66	0.52	-	0.76	0.68	0.54	-	1.00	0.70	0.56	-	1.00	0.72	0.58	-	1.00	0.78	0.64	-
	Delta T	17	15	12	-	17	15	12	-	17	15	12	-	17	15	12	-	17	15	12	-	18	16	13	-
	KW	2.82	2.81	2.81	-	3.14	3.14	3.13	-	3.50	3.49	3.49	-	3.88	3.88	3.87	-	4.31	4.31	4.31	-	4.82	4.82	4.81	-
	AMPS	10.3	10.3	10.3	-	11.8	11.8	11.8	-	13.4	13.4	13.4	-	15.2	15.2	15.2	-	17.2	17.2	17.2	-	19.5	19.5	19.5	-
	HI PR	260	261	263	-	300	302	303	-	343	344	346	-	388	389	391	-	437	438	440	-	489	491	492	-
LO PR	126	128	131	-	134	135	138	-	140	142	145	-	146	147	150	-	151	153	156	-	158	159	163	-	

IDB		OUTDOOR AMBIENT TEMPERATURE																							
		65				75				85				95				105				115			
		ENTERING INDOOR WET BULB TEMPERATURE																							
AIRFLOW	59	63	67	71	59	63	67	71	59	63	67	71	59	63	67	71	59	63	67	71	59	63	67	71	
1400	MBh	45.9	46.6	47.9	50.0	45.5	46.1	47.5	49.6	44.3	45.0	46.3	48.4	42.2	42.9	44.3	46.4	39.7	40.4	41.7	43.8	37.4	38.1	39.5	41.5
	S/T	0.77	0.69	0.55	0.41	0.78	0.70	0.56	0.41	1.00	0.73	0.59	0.44	1.00	0.75	0.61	0.46	1.00	0.77	0.63	0.48	1.00	1.00	0.68	0.54
	Delta T	23	21	18	14	23	21	18	14	23	21	18	14	23	21	18	14	22	21	17	14	24	22	19	15
	KW	2.79	2.78	2.78	2.80	3.11	3.10	3.10	3.12	3.46	3.46	3.45	3.48	3.85	3.85	3.84	3.87	4.28	4.28	4.27	4.30	4.79	4.79	4.78	4.81
	AMPS	10.2	10.2	10.2	10.3	11.7	11.6	11.6	11.7	13.3	13.3	13.3	13.4	15.1	15.1	15.0	15.1	17.0	17.0	17.0	17.1	19.4	19.4	19.3	19.4
75	HI PR	256	257	259	263	296	297	299	304	339	340	341	346	384	385	387	391	433	434	436	440	485	486	488	493
	LO PR	122	124	127	132	130	131	134	140	136	138	141	146	142	143	146	152	147	149	152	157	154	156	159	164
	MBh	46.4	47.1	48.4	50.5	46.0	46.6	48.0	50.1	44.8	45.5	46.8	48.9	42.7	43.4	44.8	46.9	40.2	40.9	42.2	44.3	37.9	38.6	40.0	42.0
	S/T	0.82	0.74	0.60	0.46	0.83	0.75	0.61	0.46	1.00	0.78	0.64	0.49	1.00	0.80	0.66	0.51	1.00	0.82	0.68	0.53	1.00	1.00	0.73	0.58
	Delta T	22	20	17	13	22	20	17	13	22	20	17	13	22	20	17	13	22	20	17	13	23	21	18	14
1800	KW	2.80	2.80	2.79	2.81	3.12	3.12	3.11	3.14	3.48	3.47	3.47	3.49	3.86	3.86	3.86	3.88	4.30	4.29	4.29	4.31	4.80	4.80	4.79	4.82
	AMPS	10.3	10.2	10.2	10.3	11.7	11.7	11.7	11.8	13.4	13.3	13.3	13.4	15.1	15.1	15.1	15.2	17.1	17.1	17.1	17.2	19.4	19.4	19.4	19.5
	HI PR	258	259	261	265	298	299	301	305	340	341	343	348	386	387	389	393	435	436	438	442	487	488	490	494
	LO PR	124	125	129	134	131	133	136	141	138	139	142	148	143	145	148	153	149	150	153	159	156	157	160	165
	MBh	47.3	48.0	49.3	51.4	46.9	47.6	48.9	51.0	45.7	46.4	47.7	49.8	43.7	44.3	45.7	47.8	41.1	41.8	43.2	45.2	38.8	39.5	40.9	43.0
1800	S/T	0.86	0.78	0.64	0.50	1.00	0.79	0.65	0.50	1.00	0.82	0.68	0.53	1.00	0.84	0.70	0.55	1.00	0.86	0.72	0.57	1.00	1.00	0.77	0.62
	Delta T	21	19	16	12	21	19	16	12	21	19	16	13	21	19	16	12	21	19	15	12	22	20	17	13
	KW	2.82	2.81	2.81	2.83	3.14	3.13	3.13	3.15	3.49	3.49	3.49	3.51	3.88	3.88	3.87	3.90	4.31	4.31	4.30	4.33	4.82	4.82	4.81	4.84
	AMPS	10.3	10.3	10.3	10.4	11.8	11.8	11.8	11.9	13.4	13.4	13.4	13.5	15.2	15.2	15.2	15.3	17.2	17.2	17.1	17.3	19.5	19.5	19.5	19.6
	HI PR	260	261	263	268	301	302	304	308	343	344	346	350	388	389	391	396	437	438	440	445	490	491	493	497
LO PR	126	128	131	136	134	135	138	144	140	142	145	150	146	147	150	156	151	153	156	161	158	159	163	168	

KW=Total system power  
Amps = outdoor unit amps (comp.+fan)

Shaded area is ACCA (ITVA) conditions.

IDB: Entering Indoor Dry Bulb Temperature  
High and low pressures are measured at the liquid and suction service valves.

IDB	AIRFLOW	OUTDOOR AMBIENT TEMPERATURE																							
		65				75				85				95				105				115			
		59	63	67	71	59	63	67	71	59	63	67	71	59	63	67	71	59	63	67	71	59	63	67	71
80	MBh	46.1	46.8	48.2	50.2	45.7	46.4	47.8	49.8	44.5	45.2	46.6	48.6	42.5	43.1	44.5	46.6	40.0	40.6	42.0	44.1	37.7	38.3	39.7	41.8
	S/T	1.00	0.82	0.68	0.54	1.00	0.83	0.69	0.54	1.00	0.86	0.72	0.57	1.00	0.88	0.74	0.59	1.00	1.00	0.76	0.61	1.00	1.00	0.81	0.66
	Delta T	27	25	22	18	27	25	22	18	27	25	22	18	27	25	22	18	26	25	21	18	27	26	22	19
	KW	2.79	2.78	2.78	2.80	3.11	3.10	3.10	3.12	3.46	3.46	3.46	3.48	3.85	3.85	3.84	3.87	4.28	4.28	4.28	4.30	4.79	4.79	4.78	4.81
	AMPS	10.2	10.2	10.2	10.3	11.7	11.7	11.6	11.7	13.3	13.3	13.3	13.4	15.1	15.1	15.0	15.1	17.1	17.0	17.0	17.1	19.4	19.4	19.3	19.4
	HI PR	256	258	259	264	297	298	300	304	339	340	342	346	384	386	387	392	433	435	436	441	486	487	489	493
	LO PR	123	124	128	133	130	132	135	140	137	138	142	147	142	144	147	152	148	149	152	158	155	156	159	164
	MBh	46.6	47.3	48.7	50.8	46.2	46.9	48.3	50.3	45.0	45.7	47.1	49.1	43.0	43.6	45.0	47.1	40.5	41.1	42.5	44.6	38.2	38.8	40.2	42.3
	S/T	1.00	0.87	0.73	0.59	1.00	0.88	0.74	0.59	1.00	0.91	0.77	0.62	1.00	1.00	0.79	0.64	1.00	1.00	0.81	0.66	1.00	1.00	0.86	0.71
	Delta T	26	24	21	17	26	24	21	17	26	24	21	18	26	24	21	17	26	24	20	17	27	25	22	18
KW	2.80	2.80	2.79	2.82	3.12	3.12	3.11	3.14	3.48	3.48	3.47	3.49	3.86	3.86	3.86	3.88	4.30	4.29	4.29	4.31	4.80	4.80	4.80	4.82	
AMPS	10.3	10.2	10.2	10.3	11.7	11.7	11.7	11.8	13.4	13.4	13.3	13.4	15.1	15.1	15.1	15.2	17.1	17.1	17.1	17.2	19.4	19.4	19.4	19.5	
HI PR	258	259	261	266	299	300	301	306	341	342	344	348	386	387	389	394	435	436	438	443	488	489	490	495	
LO PR	124	126	129	134	132	133	136	142	138	140	143	148	144	145	149	154	149	151	154	159	156	158	161	166	
MBh	47.6	48.2	49.6	51.7	47.1	47.8	49.2	51.2	46.0	46.6	48.0	50.1	43.9	44.5	45.9	48.0	41.4	42.0	43.4	45.5	39.1	39.7	41.1	43.2	
S/T	1.00	0.91	0.77	0.62	1.00	0.92	0.78	0.63	1.00	0.95	0.80	0.66	1.00	1.00	0.82	0.68	1.00	1.00	0.85	0.70	1.00	1.00	0.90	0.75	
Delta T	25	23	20	16	25	23	20	16	25	23	20	16	25	23	20	16	24	23	19	16	26	24	20	17	
KW	2.82	2.81	2.81	2.83	3.14	3.13	3.13	3.15	3.49	3.49	3.49	3.51	3.88	3.88	3.87	3.90	4.31	4.31	4.31	4.33	4.82	4.82	4.81	4.84	
AMPS	10.3	10.3	10.3	10.4	11.8	11.8	11.8	11.9	13.4	13.4	13.4	13.5	15.2	15.2	15.2	15.3	17.2	17.2	17.2	17.3	19.5	19.5	19.5	19.6	
HI PR	261	262	264	268	301	302	304	308	343	344	346	351	389	390	392	396	438	439	441	445	490	491	493	498	
LO PR	127	128	132	137	134	136	139	144	141	142	145	151	146	148	151	156	152	153	156	162	159	160	163	168	

85	MBh	46.9	47.6	48.9	51.0	46.5	47.2	48.5	50.6	45.3	46.0	47.3	49.4	43.3	43.9	45.3	47.4	40.7	41.4	42.8	44.8	38.4	39.1	40.5	42.6
	S/T	1.00	0.93	0.79	0.64	1.00	0.94	0.80	0.65	1.00	1.00	0.82	0.67	1.00	1.00	0.84	0.69	1.00	1.00	0.86	0.72	1.00	1.00	1.00	0.77
	Delta T	30	28	25	22	30	28	25	22	30	29	25	22	30	28	25	22	30	28	25	21	31	29	26	22
	KW	2.79	2.79	2.78	2.81	3.11	3.11	3.11	3.13	3.47	3.47	3.46	3.49	3.86	3.86	3.85	3.87	4.29	4.29	4.28	4.31	4.80	4.79	4.79	4.81
	AMPS	10.2	10.2	10.2	10.3	11.7	11.7	11.7	11.8	13.3	13.3	13.3	13.4	15.1	15.1	15.1	15.2	17.1	17.1	17.0	17.2	19.4	19.4	19.4	19.5
	HI PR	258	259	261	265	298	299	301	305	340	341	343	348	386	387	389	393	435	436	438	442	487	488	490	494
	LO PR	125	126	129	135	132	134	137	142	139	140	143	149	144	146	149	154	150	151	154	159	156	158	161	166
	MBh	47.4	48.1	49.4	51.5	47.0	47.7	49.0	51.1	45.8	46.5	47.8	49.9	43.8	44.4	45.8	47.9	41.2	41.9	43.3	45.3	38.9	39.6	41.0	43.1
	S/T	1.00	0.98	0.84	0.69	1.00	0.98	0.84	0.70	1.00	1.00	0.87	0.72	1.00	1.00	0.89	0.74	1.00	1.00	0.91	0.77	1.00	1.00	1.00	0.82
	Delta T	29	28	24	21	29	27	24	21	30	28	24	21	29	27	24	21	29	27	24	21	30	28	25	22
KW	2.81	2.80	2.80	2.82	3.13	3.12	3.12	3.14	3.48	3.48	3.48	3.50	3.87	3.87	3.86	3.89	4.30	4.30	4.30	4.32	4.81	4.81	4.80	4.83	
AMPS	10.3	10.3	10.3	10.4	11.8	11.7	11.7	11.8	13.4	13.4	13.4	13.5	15.2	15.2	15.1	15.2	17.1	17.1	17.1	17.2	19.5	19.5	19.4	19.5	
HI PR	259	261	262	267	300	301	303	307	342	343	345	349	387	389	390	395	436	438	439	444	489	490	492	496	
LO PR	126	128	131	136	134	135	138	144	140	142	145	150	146	147	150	156	151	153	156	161	158	159	162	168	
MBh	48.3	49.0	50.3	52.4	47.9	48.6	49.9	52.0	46.7	47.4	48.7	50.8	44.7	45.3	46.7	48.8	42.2	42.8	44.2	46.3	39.9	40.5	41.9	44.0	
S/T	1.00	1.00	0.88	0.73	1.00	1.00	0.88	0.74	1.00	1.00	0.91	0.76	1.00	1.00	0.93	0.78	1.00	1.00	0.95	0.80	1.00	1.00	1.00	0.86	
Delta T	28	26	23	20	28	26	23	20	28	27	23	20	28	26	23	20	28	26	23	19	29	27	24	21	
KW	2.82	2.82	2.82	2.84	3.14	3.14	3.14	3.16	3.50	3.50	3.49	3.52	3.89	3.89	3.88	3.90	4.32	4.32	4.31	4.34	4.83	4.82	4.82	4.84	
AMPS	10.4	10.4	10.3	10.4	11.8	11.8	11.8	11.9	13.5	13.5	13.4	13.5	15.2	15.2	15.2	15.3	17.2	17.2	17.2	17.3	19.5	19.5	19.5	19.6	
HI PR	262	263	265	269	302	303	305	310	345	346	347	352	390	391	393	397	439	440	442	446	491	492	494	499	
LO PR	129	130	133	139	136	138	141	146	143	144	147	153	148	150	153	158	154	155	158	163	160	162	165	170	

IDB: Entering Indoor Dry Bulb Temperature  
 High and low pressures are measured at the liquid and suction service valves.  
 Shaded area is AHRI conditions.  
 KW=Total system power  
 Amps = outdoor unit amps (comp.+fan)

IDB		OUTDOOR AMBIENT TEMPERATURE												ENTERING INDOOR WET BULB TEMPERATURE													
		65				75				85				95				105				115					
		59	63	67	71	59	63	67	71	59	63	67	71	59	63	67	71	59	63	67	71	59	63	67	71		
70	1790	MBh	58.2	59.0	60.8	-	57.7	58.5	60.3	-	56.2	57.0	58.8	-	53.6	54.5	56.2	-	50.5	51.3	53.0	-	47.6	48.4	50.1	-	
		S/T	0.67	0.59	0.46	-	0.67	0.60	0.46	-	0.70	0.62	0.49	-	0.72	0.64	0.51	-	0.74	0.67	0.53	-	1.00	0.72	0.58	-	
		ΔT	19	17	14	-	19	17	14	-	19	17	14	-	19	17	14	-	19	17	13	-	20	18	14	-	
	2000	kW	3.35	3.35	3.34	-	3.78	3.78	3.77	-	4.25	4.25	4.24	-	4.76	4.76	4.75	-	5.34	5.33	5.33	-	6.01	6.00	6.00	-	
		Amps	13.2	13.2	13.1	-	15.1	15.1	15.1	-	17.3	17.3	17.2	-	19.6	19.6	19.6	-	22.2	22.2	22.2	-	25.3	25.3	25.3	-	
		HI PR	258	259	261	-	298	299	301	-	340	341	343	-	386	387	389	-	435	436	438	-	487	488	490	-	
	2250	LO PR	116	118	121	-	123	125	128	-	130	131	134	-	135	136	139	-	140	141	144	-	146	148	150	-	
		MBh	59.1	59.9	61.6	-	58.6	59.4	61.1	-	57.1	57.9	59.6	-	54.5	55.3	57.0	-	51.3	52.1	53.9	-	48.4	49.3	51.0	-	
		S/T	0.70	0.62	0.49	-	0.71	0.63	0.49	-	0.73	0.66	0.52	-	0.75	0.68	0.54	-	0.77	0.70	0.56	-	1.00	0.75	0.61	-	
	75	1790	ΔT	18	16	13	-	18	16	13	-	18	16	13	-	18	16	13	-	18	16	12	-	19	17	14	-
			kW	3.39	3.39	3.38	-	3.81	3.81	3.80	-	4.29	4.28	4.28	-	4.80	4.80	4.79	-	5.37	5.37	5.36	-	6.04	6.04	6.03	-
			Amps	13.3	13.3	13.3	-	15.3	15.3	15.2	-	17.4	17.4	17.4	-	19.8	19.8	19.7	-	22.4	22.4	22.4	-	25.5	25.5	25.4	-
2000		HI PR	262	263	265	-	302	303	305	-	345	346	347	-	390	391	393	-	439	440	442	-	491	492	494	-	
		LO PR	121	122	125	-	128	129	132	-	134	135	138	-	139	140	143	-	144	145	148	-	150	152	155	-	
		MBh	60.3	61.1	62.8	-	59.8	60.6	62.3	-	58.3	59.1	60.8	-	55.7	56.5	58.2	-	52.5	53.4	55.1	-	49.7	50.5	52.2	-	
2250		S/T	0.71	0.64	0.50	-	0.72	0.64	0.51	-	0.75	0.67	0.53	-	0.76	0.69	0.55	-	1.00	0.71	0.57	-	1.00	0.76	0.63	-	
		ΔT	17	15	12	-	17	15	12	-	17	15	12	-	17	15	12	-	17	15	11	-	18	16	13	-	
		kW	3.39	3.39	3.38	-	3.81	3.81	3.80	-	4.29	4.28	4.28	-	4.80	4.80	4.79	-	5.37	5.37	5.36	-	6.04	6.04	6.03	-	
1790		Amps	13.2	13.1	13.1	-	15.1	15.1	15.0	-	17.3	17.2	17.2	-	19.6	19.6	19.6	-	22.2	22.2	22.2	-	25.3	25.3	25.2	-	
		HI PR	258	259	261	-	298	299	301	-	340	341	343	-	386	387	389	-	435	436	438	-	487	488	490	-	
		LO PR	116	118	121	-	123	125	128	-	130	131	134	-	135	136	139	-	140	141	144	-	146	148	150	-	
2000	MBh	59.1	59.9	61.6	-	58.6	59.4	61.1	-	57.1	57.9	59.6	-	54.5	55.3	57.0	-	51.4	52.2	53.9	-	48.5	49.3	51.0	-		
	S/T	0.83	0.75	0.62	-	0.84	0.76	0.62	-	0.86	0.79	0.65	-	1.00	0.81	0.67	-	1.00	0.83	0.69	-	1.00	0.88	0.74	-		
	ΔT	22	20	17	-	22	20	17	-	22	20	17	-	22	20	17	-	22	20	16	-	23	21	18	-		
2250	kW	3.37	3.37	3.36	-	3.79	3.79	3.78	-	4.27	4.26	4.26	-	4.78	4.78	4.77	-	5.35	5.35	5.34	-	6.02	6.02	6.01	-		
	Amps	13.2	13.2	13.2	-	15.2	15.2	15.1	-	17.3	17.3	17.3	-	19.7	19.7	19.6	-	22.3	22.3	22.3	-	25.4	25.4	25.3	-		
	HI PR	260	261	263	-	300	301	303	-	342	343	345	-	388	389	391	-	437	438	440	-	489	490	492	-		
1790	LO PR	118	120	123	-	125	127	130	-	131	133	136	-	136	138	141	-	142	143	146	-	148	149	152	-		
	MBh	60.3	61.1	62.8	-	59.8	60.6	62.3	-	58.3	59.1	60.8	-	55.7	56.5	58.2	-	52.5	53.4	55.1	-	49.7	50.5	52.2	-		
	S/T	0.71	0.64	0.50	-	0.72	0.64	0.51	-	0.75	0.67	0.53	-	0.76	0.69	0.55	-	1.00	0.71	0.57	-	1.00	0.76	0.63	-		
2000	ΔT	17	15	12	-	17	15	12	-	17	15	12	-	17	15	12	-	17	15	11	-	18	16	13	-		
	kW	3.39	3.39	3.38	-	3.81	3.81	3.80	-	4.29	4.28	4.28	-	4.80	4.80	4.79	-	5.37	5.37	5.36	-	6.04	6.04	6.03	-		
	Amps	13.3	13.3	13.3	-	15.3	15.3	15.2	-	17.4	17.4	17.4	-	19.8	19.8	19.7	-	22.4	22.4	22.4	-	25.5	25.5	25.4	-		
2250	HI PR	262	263	265	-	302	303	305	-	345	346	347	-	390	391	393	-	439	440	442	-	491	492	494	-		
	LO PR	121	122	125	-	128	129	132	-	134	135	138	-	139	140	143	-	144	145	148	-	150	152	155	-		
	MBh	58.3	59.1	60.8	-	57.8	58.6	60.3	-	56.3	57.1	58.8	-	53.7	54.5	56.2	-	50.5	51.3	53.0	-	47.6	48.4	50.1	-		
1790	S/T	0.80	0.72	0.59	-	0.80	0.73	0.59	-	0.83	0.75	0.62	-	1.00	0.77	0.64	-	1.00	0.79	0.66	-	1.00	0.85	0.71	-		
	ΔT	23	21	18	-	23	21	18	-	23	21	18	-	23	21	18	-	23	21	17	-	24	22	19	-		
	kW	3.35	3.35	3.34	-	3.78	3.77	3.77	-	4.25	4.25	4.24	-	4.76	4.76	4.75	-	5.33	5.33	5.32	-	6.01	6.00	5.99	-		
2000	Amps	13.2	13.1	13.1	-	15.1	15.1	15.0	-	17.3	17.2	17.2	-	19.6	19.6	19.6	-	22.2	22.2	22.2	-	25.3	25.3	25.2	-		
	HI PR	258	259	261	-	298	299	301	-	340	341	343	-	386	387	389	-	435	436	438	-	487	488	490	-		
	LO PR	116	118	121	-	123	125	128	-	130	131	134	-	135	136	139	-	140	141	144	-	146	148	150	-		
2250	MBh	59.1	59.9	61.6	-	58.6	59.4	61.1	-	57.1	57.9	59.6	-	54.5	55.3	57.0	-	51.4	52.2	53.9	-	48.5	49.3	51.0	-		
	S/T	0.83	0.75	0.62	-	0.84	0.76	0.62	-	0.86	0.79	0.65	-	1.00	0.81	0.67	-	1.00	0.83	0.69	-	1.00	0.88	0.74	-		
	ΔT	22	20	17	-	22	20	17	-	22	20	17	-	22	20	17	-	22	20	16	-	23	21	18	-		
1790	kW	3.37	3.37	3.36	-	3.79	3.79	3.78	-	4.27	4.26	4.26	-	4.78	4.78	4.77	-	5.35	5.35	5.34	-	6.02	6.02	6.01	-		
	Amps	13.2	13.2	13.2	-	15.2	15.2	15.1	-	17.3	17.3	17.3	-	19.7	19.7	19.6	-	22.3	22.3	22.3	-	25.4	25.4	25.3	-		
	HI PR	260	261	263	-	300	301	303	-	342	343	345	-	388	389	391	-	437	438	440	-	489	490	492	-		
2250	LO PR	118	120	123	-	125	127	130	-	131	133	136	-	136	138	141	-	142	143	146	-	148	149	152	-		
	MBh	60.3	61.1	62.9	-	59.8	60.6	62.3	-	58.3	59.1	60.8	-	55.7	56.5	58.3	-	52.5	53.4	55.1	-	49.7	50.5	52.2	-		
	S/T	0.84	0.77	0.63	-	0.85	0.77	0.64	-	1.00	0.80	0.66	-	1.00	0.82	0.68	-	1.00	0.84	0.70	-	1.00	0.89	0.76	-		
1790	ΔT	21	19	16	-	21	19	16	-	21	20	17	-	21	19	16	-	21	19	16	-	22	20	17	-		
	kW	3.39	3.38	3.38	-	3.81	3.81	3.80	-	4.29	4.28	4.27	-	4.80	4.79	4.79	-	5.37	5.37	5.36	-	6.04	6.04	6.03	-		
	Amps	13.3	13.3	13.3	-	15.3	15.2	15.2	-	17.4	17.4	17.4	-	19.8	19.8	19.7	-	22.4	22.4	22.3	-	25.5	25.4	25.4	-		
2250	HI PR	262	263	265	-	303	304	305	-	345	346	348	-	390	391	393	-	439	440	442	-	492	493	495	-		
	LO PR	121	122	125	-	128	129	132	-	134	135	138	-	139	140	143	-	144	145	148	-	150	152	155	-		
	MBh	58.3	59.1	60.8	-	57.8	58.6	60.3	-	56.3	57.1	58.8	-	53.7	54.5	56.2	-	50.5	51.3	53.0	-	47.6	48.4	50.1	-		
1790	S/T	0.80	0.72	0.59	-	0.80	0.73	0.59	-	0.83	0.75	0.62</															



IDB		OUTDOOR AMBIENT TEMPERATURE																									
		65				75				85				95				105				115					
		59	63	67	71	59	63	67	71	59	63	67	71	59	63	67	71	59	63	67	71	59	63	67	71		
		ENTERING INDOOR WET BULB TEMPERATURE																									
80	1790	MBh	58.6	59.4	61.1	63.7	58.1	58.9	60.6	63.2	56.6	57.4	59.1	61.7	54.0	54.8	56.5	59.1	50.8	51.6	53.3	56.0	47.9	48.7	50.5	53.1	
		S/T	0.92	0.85	0.71	0.57	1.00	0.85	0.72	0.57	1.00	0.88	0.74	0.60	1.00	0.90	0.76	0.62	1.00	0.92	0.78	0.64	1.00	1.00	1.00	0.84	0.69
		ΔT	27	25	22	18	27	25	22	18	27	25	22	18	27	25	22	18	27	25	21	18	28	26	23	19	
		kW	3.35	3.35	3.34	3.38	3.78	3.78	3.77	3.80	4.25	4.25	4.24	4.27	4.76	4.76	4.75	4.79	5.34	5.33	5.33	5.36	6.01	6.00	6.00	6.03	
		Amps	13.2	13.1	13.1	13.3	15.1	15.1	15.1	15.2	17.3	17.3	17.2	17.4	19.6	19.6	19.6	19.6	22.2	22.2	22.2	22.3	25.3	25.3	25.3	25.4	
		HI PR	258	259	261	266	299	300	302	306	341	342	344	348	386	387	389	394	435	436	438	443	488	489	491	495	
		LO PR	117	118	121	126	124	125	128	133	130	131	134	139	135	137	140	144	140	142	145	150	147	148	151	156	
		MBh	59.4	60.2	61.9	64.6	58.9	59.7	61.4	64.1	57.4	58.2	59.9	62.6	54.8	55.6	57.3	60.0	51.7	52.5	54.2	56.8	48.8	49.6	51.3	53.9	
		S/T	0.96	0.88	0.74	0.60	1.00	0.89	0.75	0.61	1.00	0.91	0.78	0.63	1.00	0.93	0.79	0.65	1.00	0.95	0.82	0.67	1.00	1.00	0.87	0.73	
		ΔT	26	24	21	17	26	24	21	17	26	25	21	18	26	24	21	17	26	24	21	17	27	25	22	18	
	kW	3.37	3.37	3.36	3.39	3.80	3.79	3.79	3.82	4.27	4.27	4.26	4.29	4.78	4.78	4.77	4.80	5.35	5.35	5.34	5.38	6.02	6.02	6.01	6.05		
	Amps	13.2	13.2	13.2	13.3	15.2	15.2	15.1	15.3	17.4	17.3	17.3	17.5	19.7	19.7	19.6	19.8	22.3	22.3	22.3	22.4	25.4	25.4	25.3	25.5		
	HI PR	260	261	263	268	301	302	304	308	343	344	346	350	388	389	391	396	437	438	440	445	490	491	493	497		
	LO PR	119	120	123	128	126	127	130	135	132	133	136	141	137	138	141	146	142	143	146	151	148	150	153	158		
	MBh	60.6	61.4	63.2	65.8	60.1	60.9	62.6	65.3	58.6	59.4	61.1	63.8	56.0	56.8	58.6	61.2	52.9	53.7	55.4	58.0	50.0	50.8	52.5	55.1		
	S/T	0.97	0.89	0.76	0.61	1.00	0.90	0.76	0.62	1.00	0.92	0.79	0.64	1.00	0.94	0.81	0.66	1.00	1.00	0.83	0.69	1.00	1.00	0.88	0.74		
	ΔT	25	23	20	16	25	23	20	16	25	24	20	17	25	23	20	16	25	23	20	16	26	24	21	17		
	kW	3.39	3.39	3.38	3.41	3.81	3.81	3.80	3.84	4.29	4.28	4.28	4.31	4.80	4.80	4.79	4.82	5.37	5.37	5.36	5.39	6.04	6.04	6.03	6.06		
	Amps	13.3	13.3	13.3	13.4	15.3	15.3	15.2	15.4	17.4	17.4	17.4	17.5	19.8	19.8	19.7	19.9	22.4	22.4	22.3	22.5	25.5	25.5	25.4	25.6		
	HI PR	263	264	266	270	303	304	306	310	345	346	348	353	391	392	394	398	440	441	443	447	492	493	495	499		
	LO PR	121	123	125	130	128	129	132	137	134	136	139	143	139	141	144	149	144	146	149	154	151	152	155	160		

85	1790	MBh	59.5	60.3	62.1	64.7	59.0	59.8	61.6	64.2	57.5	58.3	60.1	62.7	54.9	55.8	57.5	60.1	51.8	52.6	54.3	56.9	48.9	49.7	51.4	54.1
		S/T	1.00	0.95	0.81	0.67	1.00	0.96	0.82	0.68	1.00	0.98	0.84	0.70	1.00	1.00	0.86	0.72	1.00	1.00	0.89	0.74	1.00	1.00	0.94	0.79
		ΔT	31	29	25	22	31	29	25	22	31	29	26	22	31	29	25	22	30	29	25	22	32	30	26	23
		kW	3.36	3.36	3.35	3.38	3.79	3.78	3.78	3.81	4.26	4.26	4.25	4.28	4.77	4.77	4.76	4.79	5.34	5.34	5.33	5.37	6.02	6.01	6.00	6.04
		Amps	13.2	13.2	13.2	13.3	15.1	15.1	15.1	15.2	17.3	17.3	17.3	17.4	19.7	19.6	19.6	19.8	22.3	22.3	22.2	22.4	25.3	25.3	25.3	25.4
		HI PR	260	261	262	267	300	301	303	307	342	343	345	349	388	389	390	395	437	438	439	444	489	490	492	496
		LO PR	119	120	123	128	126	127	130	135	132	133	136	141	137	138	141	146	142	143	146	151	148	150	153	158
		MBh	60.4	61.2	62.9	65.5	59.9	60.7	62.4	65.0	58.4	59.2	60.9	63.5	55.8	56.6	58.3	60.9	52.6	53.4	55.2	57.8	49.7	50.6	52.3	54.9
		S/T	1.00	0.98	0.85	0.70	1.00	0.99	0.85	0.71	1.00	1.00	0.88	0.73	1.00	1.00	0.90	0.75	1.00	1.00	0.92	0.78	1.00	1.00	0.97	0.83
		ΔT	30	28	25	21	30	28	24	21	30	28	25	21	30	28	24	21	30	28	24	21	31	29	25	22
	kW	3.38	3.38	3.37	3.40	3.80	3.80	3.79	3.83	4.28	4.27	4.27	4.30	4.79	4.79	4.78	4.81	5.36	5.36	5.35	5.38	6.03	6.03	6.02	6.05	
	Amps	13.3	13.3	13.2	13.4	15.2	15.2	15.2	15.3	17.4	17.4	17.3	17.5	19.7	19.7	19.7	19.8	22.4	22.3	22.3	22.5	25.4	25.4	25.4	25.5	
	HI PR	261	263	264	269	302	303	305	309	344	345	347	351	390	391	392	397	439	440	441	446	491	492	494	498	
	LO PR	120	122	125	130	127	129	132	137	134	135	138	143	139	140	143	148	144	145	148	153	150	152	154	159	
	MBh	61.6	62.4	64.1	66.8	61.1	61.9	63.6	66.2	59.6	60.4	62.1	64.7	57.0	57.8	59.5	62.2	53.8	54.7	56.4	59.0	51.0	51.8	53.5	56.1	
	S/T	1.00	0.99	0.86	0.71	1.00	1.00	0.86	0.72	1.00	1.00	0.89	0.75	1.00	1.00	0.91	0.77	1.00	1.00	0.93	0.79	1.00	1.00	0.98	0.84	
	ΔT	29	27	24	20	29	27	24	20	29	27	24	20	29	27	24	20	29	27	23	20	30	28	24	21	
	kW	3.40	3.39	3.39	3.42	3.82	3.82	3.81	3.84	4.30	4.29	4.28	4.32	4.81	4.80	4.80	4.83	5.38	5.38	5.37	5.40	6.05	6.05	6.04	6.07	
	Amps	13.4	13.3	13.3	13.5	15.3	15.3	15.3	15.4	17.5	17.5	17.4	17.6	19.8	19.8	19.8	19.9	22.4	22.4	22.4	22.5	25.5	25.5	25.5	25.6	
	HI PR	264	265	267	271	304	305	307	312	346	348	349	354	392	393	395	399	441	442	444	448	493	494	496	501	
	LO PR	123	124	127	132	130	131	134	139	136	137	140	145	141	142	145	150	146	148	150	155	153	154	157	162	

IDB: Entering Indoor Dry Bulb Temperature  
 High and low pressures are measured at the liquid and suction service valves.  
 Shaded area is AHRI conditions.  
 kW=Total system power  
 Amps = outdoor unit amps (comp.+fan)

**DZ14SA0363A\*+ARUF37C14A\*+TXV • DZ14SA0364A\*+ARUF37C14A\*+TXV**

	OUTDOOR AMBIENT TEMPERATURE																	
	65	60	55	50	47	45	40	35	30	25	20	17	15	10	5	0	-5	-10
MBh	42.72	39.94	37.21	34.52	32.80	31.52	28.28	25.30	22.87	21.06	19.72	19.00	18.08	15.78	13.48	11.18	8.88	9.7
T/R	37.0	34.6	32.2	29.9	28.4	27.3	24.5	21.9	19.8	18.2	17.1	16.4	15.6	13.7	11.7	9.7	7.7	9.0
kW	2.81	2.76	2.71	2.66	2.63	2.61	2.56	2.50	2.45	2.40	2.35	2.32	2.30	2.25	2.20	2.15	2.10	1.93
Amps	13.6	12.5	11.6	10.8	10.3	10.0	9.4	8.9	8.4	7.9	7.5	7.3	7.1	6.6	6.2	5.7	5.1	5.9
COP	4.46	4.24	4.03	3.81	3.66	3.55	3.24	2.96	2.73	2.57	2.46	2.40	2.30	2.06	1.80	1.53	1.24	1.25

**DZ14SA0483A\*+ARUF61D14A\*+TXV • DZ14SA0484A\*+ARUF61D14A\*+TXV**

	OUTDOOR AMBIENT TEMPERATURE																	
	65	60	55	50	47	45	40	35	30	25	20	17	15	10	5	0	-5	-10
MBh	56.58	53.20	49.88	46.61	44.50	42.97	39.18	35.56	32.58	30.41	28.84	28.00	26.90	24.15	21.40	18.65	15.90	12.6
T/R	33.7	31.7	29.7	27.8	26.5	25.6	23.3	21.2	19.4	18.1	17.2	16.7	16.0	14.4	12.7	11.1	9.5	8.1
kW	3.51	3.48	3.44	3.40	3.38	3.36	3.33	3.29	3.25	3.22	3.18	3.16	3.14	3.10	3.07	3.03	2.99	2.32
Amps	17.2	15.8	14.6	13.6	13.0	12.6	11.8	11.1	10.5	9.9	9.4	9.0	8.8	8.2	7.6	7.0	6.2	7.3
COP	4.72	4.49	4.25	4.02	3.86	3.74	3.45	3.17	2.94	2.77	2.66	2.60	2.51	2.28	2.04	1.80	1.56	1.26

**DZ14SA0603A\*+ASPT61D14A\*+TXV • DZ14SA0604A\*+ASPT61D14A\*+TXV**

	OUTDOOR AMBIENT TEMPERATURE																	
	65	60	55	50	47	45	40	35	30	25	20	17	15	10	5	0	-5	-10
MBh	75.71	71.04	66.44	61.91	59.00	56.89	51.54	46.52	42.41	39.39	37.18	36.00	34.47	30.63	26.80	22.97	19.13	12.6
T/R	38.9	36.5	34.2	31.8	30.3	29.3	26.5	23.9	21.8	20.3	19.1	18.5	17.7	15.8	13.8	11.8	9.8	8.1
kW	4.91	4.79	4.67	4.55	4.48	4.43	4.31	4.20	4.08	3.96	3.84	3.77	3.72	3.60	3.48	3.36	3.25	2.32
Amps	23.4	21.5	19.8	18.4	17.6	17.2	16.1	15.1	14.3	13.5	12.8	12.3	12.0	11.2	10.4	9.5	8.5	7.3
COP	4.52	4.35	4.17	3.99	3.86	3.76	3.50	3.25	3.05	2.92	2.84	2.80	2.71	2.49	2.25	2.00	1.73	1.26

Calculations are based on nominal CFM and 70°F indoor dry bulb.

Amps = Outdoor unit amps (comp.+fan)

Note: Shaded area is AHRI Rating Conditions at 47°F outdoor ambient temperature.

kW = Total system power

OUTDOOR UNIT	INDOOR UNITS COILS/AIR HANDLERS	COOLING RATINGS ^				TVA RATINGS <sup>3</sup>		HEATING RATINGS ^			CFM	AHRI #
		TOTAL	SENS.	SEER <sup>1</sup>	EER <sup>2</sup>	TOTAL	SENS.	Hi <sup>4</sup>	HSPF <sup>5</sup>	Low <sup>6</sup>		
DZ14SA 0363A*	ARUF37C14A*+TXV	34,600	25,600	14.00	11.50	33,400	25,000	32,800	8.20	19,000	1,010	9121538
	ARUF37D14A*	34,400	25,400	14.00	11.50	33,200	24,800	32,800	8.20	20,000	1,070	9121539
	ASPT37B14A*	34,000	25,200	14.00	12.00	32,800	24,600	32,600	8.20	20,000	1,120	9121583
	ASPT37C14A*	34,600	25,600	14.50	12.00	33,400	25,000	32,600	8.50	20,000	1,120	9121584
	ASPT47C14A*	34,400	25,400	14.50	12.00	33,200	24,800	32,600	8.50	20,000	1,075	9121585
	ASPT47D14A*	34,800	25,800	15.00	12.50	33,600	25,200	32,600	8.50	20,000	1,180	9121586
	CA*F3137*6A*+MBVC1200**-1A*+TXV	34,600	25,600	14.00	11.50	33,400	25,000	32,000	8.20	19,000	1,050	9121591
	CA*F4860*6D*+MBVC2000**-1A*	35,600	26,400	14.50	12.00	34,200	25,800	32,800	9.00	20,000	1,160	9121541
	CA*F4860*6D*+MBVC2000**-1A*+TXV	35,600	26,400	15.00	12.50	34,200	25,800	32,800	9.00	20,000	1,160	9121542
	CA*F4961*6D*+EEP+TXV	35,400	26,200	14.00	11.50	34,000	25,600	33,200	8.20	20,600	1,070	9121543
	CA*F4961*6D*+MBVC1200**-1A*	35,600	26,400	14.50	12.00	34,200	25,800	32,400	8.50	20,000	1,050	9121544
	CA*F4961*6D*+MBVC1200**-1A*+TXV	35,600	26,400	15.00	12.50	34,200	25,800	32,400	8.50	20,000	1,050	9121545
	CA*F4961*6D*+MBVC1600**-1A*	35,600	26,400	14.50	12.00	34,200	25,800	32,400	8.50	20,000	1,075	9121546
	CA*F4961*6D*+MBVC1600**-1A*+TXV	35,600	26,400	15.00	12.50	34,200	25,800	32,400	8.50	20,000	1,075	9121547
	CAPT4961*4A*+EEP	34,600	25,600	14.00	11.50	33,400	25,000	33,200	8.20	20,600	1,070	9121590
	CHPF3743C6B*+EEP+TXV	34,600	25,600	14.00	11.50	33,400	25,000	33,000	8.20	20,000	1,080	9121534
	CHPF4860D6D*+MBVC1600**-1A*	35,400	26,200	14.50	12.00	34,000	25,600	32,400	8.50	20,000	1,075	9121548
	CHPF4860D6D*+MBVC1600**-1A*+TXV	35,400	26,200	15.00	12.50	34,000	25,600	32,400	8.50	20,000	1,075	9121549
	CHPF4860D6D*+MBVC2000**-1A*	36,000	26,600	14.50	12.00	34,600	26,000	32,600	8.50	20,000	1,275	9121550
	CHPF4860D6D*+MBVC2000**-1A*+TXV	36,000	26,600	15.00	12.50	34,600	26,000	32,600	8.50	20,000	1,275	9121551
CSCF4860N6D*+EEP+TXV	34,600	25,600	14.00	11.50	33,400	25,000	33,000	8.20	20,000	1,080	9121535	
CSCF4860N6D*+MBVC1200**-1A*	35,000	26,000	14.00	11.50	33,800	25,200	32,000	8.50	20,000	1,050	9121552	
CSCF4860N6D*+MBVC1200**-1A*+TXV	35,000	26,000	14.50	12.00	33,800	25,200	32,000	8.50	20,000	1,050	9121553	
CSCF4860N6D*+MBVC1600**-1A*	35,400	26,200	14.50	12.00	34,000	25,600	32,400	8.50	20,000	1,075	9121554	
CSCF4860N6D*+MBVC1600**-1A*+TXV	35,400	26,200	15.00	12.50	34,000	25,600	32,400	8.50	20,000	1,075	9121555	
CSCF4860N6D*+MBVC2000**-1A*	36,000	26,600	14.50	12.00	34,600	26,000	32,600	8.50	20,000	1,275	9121556	
CSCF4860N6D*+MBVC2000**-1A*+TXV	36,000	26,600	15.00	12.50	34,600	26,000	32,600	8.50	20,000	1,275	9121557	
DZ14SA 0364A*	ARUF37C14A*+TXV	34,600	25,600	14.00	11.50	33,400	25,000	32,800	8.20	19,000	1,010	9121604
	ARUF37D14A*	34,400	25,400	14.00	11.50	33,200	24,800	32,800	8.20	20,000	1,070	9121605
	ASPT37B14A*	34,000	25,200	14.00	12.00	32,800	24,600	32,600	8.20	20,000	1,120	9121649
	ASPT37C14A*	34,600	25,600	14.50	12.00	33,400	25,000	32,600	8.50	20,000	1,120	9121650
	ASPT47C14A*	34,400	25,400	14.50	12.00	33,200	24,800	32,600	8.50	20,000	1,075	9121651
	ASPT47D14A*	34,800	25,800	15.00	12.50	33,600	25,200	32,600	8.50	20,000	1,180	9121652
	CA*F3137*6A*+MBVC1200**-1A*+TXV	34,600	25,600	14.00	11.50	33,400	25,000	32,000	8.20	19,000	1,050	9121657
	CA*F4860*6D*+MBVC2000**-1A*	35,600	26,400	14.50	12.00	34,200	25,800	32,800	9.00	20,000	1,160	9121607
	CA*F4860*6D*+MBVC2000**-1A*+TXV	35,600	26,400	15.00	12.50	34,200	25,800	32,800	9.00	20,000	1,160	9121608
	CA*F4961*6D*+EEP+TXV	35,400	26,200	14.00	11.50	34,000	25,600	33,200	8.20	20,600	1,070	9121609
	CA*F4961*6D*+MBVC1200**-1A*	35,600	26,400	14.50	12.00	34,200	25,800	32,400	8.50	20,000	1,050	9121610

^ Rated in accordance with ANSI/AHRI Standard 210/240

<sup>1</sup> Seasonal Energy Efficiency Ratio

<sup>3</sup> TVA Rating: BTU/h @ 75°F/ 63°F - 95°F

<sup>5</sup> HSPF = Heating Seasonal Performance Factor

<sup>2</sup> Energy Efficiency Ratio @ 80°F/ 67°F/ 95°F

<sup>4</sup> Rated heating capacity at 47°F outdoor per AHRI 210/240

<sup>6</sup> Heating capacity at 17°F outdoor

**NOTES**

- Always check the S&R plate for electrical data on the unit being installed.
- When matching outdoor unit to indoor unit, use the piston supplied with the outdoor unit or that specified on the piston kit chart supplied with the indoor unit.
- EEP - Order from Service Dept. Part No. B13707-38 or new Solid State Board B13707-35S. Part No. B13707-38 is not interchangeable with B13707-35S. The Daikin Gas Furnace contains the EEP cooling time delay

OUTDOOR UNIT	INDOOR UNITS	COOLING RATINGS ^				TVA RATINGS <sup>3</sup>		HEATING RATINGS ^			CFM	AHRI #
	COILS/AIR HANDLERS	TOTAL	SENS.	SEER <sup>1</sup>	EER <sup>2</sup>	TOTAL	SENS.	Hi <sup>4</sup>	HSPF <sup>5</sup>	Low <sup>6</sup>		
DZ14SA 0364A* (cont.)	CA*F4961*6D*+MBVC1200**-1A*+TXV	35,600	26,400	15.00	12.50	34,200	25,800	32,400	8.50	20,000	1,050	9121611
	CA*F4961*6D*+MBVC1600**-1A*	35,600	26,400	14.50	12.00	34,200	25,800	32,400	8.50	20,000	1,075	9121612
	CA*F4961*6D*+MBVC1600**-1A*+TXV	35,600	26,400	15.00	12.50	34,200	25,800	32,400	8.50	20,000	1,075	9121613
	CAPT4961*4A*+EEP	34,600	25,600	14.00	11.50	33,400	25,000	33,200	8.20	20,600	1,070	9121656
	CHPF3743C6B*+EEP+TXV	34,600	25,600	14.00	11.50	33,400	25,000	33,000	8.20	20,000	1,080	9121600
	CHPF4860D6D*+MBVC1600**-1A*	35,400	26,200	14.50	12.00	34,000	25,600	32,400	8.50	20,000	1,075	9121614
	CHPF4860D6D*+MBVC1600**-1A*+TXV	35,400	26,200	15.00	12.50	34,000	25,600	32,400	8.50	20,000	1,075	9121615
	CHPF4860D6D*+MBVC2000**-1A*	36,000	26,600	14.50	12.00	34,600	26,000	32,600	8.50	20,000	1,275	9121616
	CHPF4860D6D*+MBVC2000**-1A*+TXV	36,000	26,600	15.00	12.50	34,600	26,000	32,600	8.50	20,000	1,275	9121617
	CSCF4860N6D*+EEP+TXV	34,600	25,600	14.00	11.50	33,400	25,000	33,000	8.20	20,000	1,080	9121601
	CSCF4860N6D*+MBVC1200**-1A*	35,000	26,000	14.00	11.50	33,800	25,200	32,000	8.50	20,000	1,050	9121618
	CSCF4860N6D*+MBVC1200**-1A*+TXV	35,000	26,000	14.50	12.00	33,800	25,200	32,000	8.50	20,000	1,050	9121619
	CSCF4860N6D*+MBVC1600**-1A*	35,400	26,200	14.50	12.00	34,000	25,600	32,400	8.50	20,000	1,075	9121620
	CSCF4860N6D*+MBVC1600**-1A*+TXV	35,400	26,200	15.00	12.50	34,000	25,600	32,400	8.50	20,000	1,075	9121621
CSCF4860N6D*+MBVC2000**-1A*	36,000	26,600	14.50	12.00	34,600	26,000	32,600	8.50	20,000	1,275	9121622	
CSCF4860N6D*+MBVC2000**-1A*+TXV	36,000	26,600	15.00	12.50	34,600	26,000	32,600	8.50	20,000	1,275	9121623	
DZ14SA 0483A*	ARUF49D14A*+TXV	44,000	34,800	14.00	11.50	42,500	34,000	44,000	8.50	27,600	1,450	9121599
	ARUF61D14A*+TXV	45,000	35,600	14.00	11.50	43,500	34,800	44,500	8.50	28,000	1,555	9121558
	ASPT49D14A*	44,500	35,200	14.50	12.00	43,000	34,400	44,000	8.50	27,600	1,430	9121587
	ASPT59C14A*	45,000	35,600	14.00	12.00	43,500	34,800	44,500	8.20	27,600	1,430	9121588
	ASPT61D14A*	45,000	35,600	14.50	12.00	43,500	34,800	44,500	8.50	27,600	1,555	9121589
	CA*F4961*6D*+EEP+TXV	45,000	35,600	14.00	11.50	43,500	34,800	45,000	9.00	27,600	1,555	9121559
	CA*F4961*6D*+MBVC1600**-1A*	45,500	36,000	14.50	12.00	44,000	35,000	44,500	9.00	27,600	1,500	9121560
	CA*F4961*6D*+MBVC1600**-1A*+TXV	45,500	36,000	15.00	12.50	44,000	35,000	44,500	9.00	27,600	1,500	9121561
	CA*F4961*6D*+MBVC2000**-1A*	46,000	36,400	14.50	12.00	44,500	35,400	44,500	9.00	27,600	1,570	9121562
	CA*F4961*6D*+MBVC2000**-1A*+TXV	46,000	36,400	15.00	12.50	44,500	35,400	44,500	9.00	27,600	1,570	9121563
	CHPF4860D6D*+EEP+TXV	45,000	35,600	14.00	11.50	43,500	34,800	44,500	9.00	27,600	1,555	9121564
	CHPF4860D6D*+MBVC1600**-1A*	45,000	35,600	14.50	12.00	43,500	34,800	44,000	9.00	27,600	1,500	9121565
	CHPF4860D6D*+MBVC1600**-1A*+TXV	45,000	35,600	15.00	12.50	43,500	34,800	44,000	9.00	27,600	1,500	9121566
	CHPF4860D6D*+MBVC2000**-1A*	45,500	36,000	14.50	12.00	44,000	35,000	44,000	9.00	27,600	1,570	9121567
CHPF4860D6D*+MBVC2000**-1A*+TXV	45,500	36,000	15.00	12.50	44,000	35,000	44,000	9.00	27,600	1,570	9121568	
CSCF4860N6D*+EEP+TXV	45,000	35,600	14.00	11.50	43,500	34,800	45,000	9.00	27,600	1,555	9121569	
CSCF4860N6D*+MBVC1600**-1A*	45,000	35,600	14.00	11.50	43,500	34,800	44,000	9.00	27,600	1,500	9121570	
CSCF4860N6D*+MBVC1600**-1A*+TXV	45,000	35,600	15.00	12.00	43,500	34,800	44,000	9.00	27,600	1,500	9121571	
CSCF4860N6D*+MBVC2000**-1A*	45,500	36,000	14.00	12.00	44,000	35,000	44,000	9.00	27,600	1,570	9121572	
CSCF4860N6D*+MBVC2000**-1A*+TXV	45,500	36,000	15.00	12.50	44,000	35,000	44,000	9.00	27,600	1,570	9121573	
DZ14SA 0484A*	ARUF49D14A*+TXV	44,000	34,800	14.00	11.50	42,500	34,000	44,000	8.50	27,600	1,450	9121665
	ARUF61D14A*+TXV	45,000	35,600	14.00	11.50	43,500	34,800	44,500	8.50	28,000	1,555	9121624
	ASPT49D14A*	44,500	35,200	14.50	12.00	43,000	34,400	44,000	8.50	27,600	1,430	9121653
	ASPT59C14A*	45,000	35,600	14.00	12.00	43,500	34,800	44,500	8.20	27,600	1,430	9121654
	ASPT61D14A*	45,000	35,600	14.50	12.00	43,500	34,800	44,500	8.50	27,600	1,555	9121655
	CA*F4961*6D*+EEP+TXV	45,000	35,600	14.00	11.50	43,500	34,800	45,000	9.00	27,600	1,555	9121625
	CA*F4961*6D*+MBVC1600**-1A*	45,500	36,000	14.50	12.00	44,000	35,000	44,500	9.00	27,600	1,500	9121626
	CA*F4961*6D*+MBVC1600**-1A*+TXV	45,500	36,000	15.00	12.50	44,000	35,000	44,500	9.00	27,600	1,500	9121627
	CA*F4961*6D*+MBVC2000**-1A*	46,000	36,400	14.50	12.00	44,500	35,400	44,500	9.00	27,600	1,570	9121628
	CA*F4961*6D*+MBVC2000**-1A*+TXV	46,000	36,400	15.00	12.50	44,500	35,400	44,500	9.00	27,600	1,570	9121629
	CHPF4860D6D*+EEP+TXV	45,000	35,600	14.00	11.50	43,500	34,800	44,500	9.00	27,600	1,555	9121630
	CHPF4860D6D*+MBVC1600**-1A*	45,000	35,600	14.50	12.00	43,500	34,800	44,000	9.00	27,600	1,500	9121631
	CHPF4860D6D*+MBVC1600**-1A*+TXV	45,000	35,600	15.00	12.50	43,500	34,800	44,000	9.00	27,600	1,500	9121632

OUTDOOR UNIT	INDOOR UNITS	COOLING RATINGS ^				TVA RATINGS <sup>3</sup>		HEATING RATINGS ^			CFM	AHRI #
		COILS/AIR HANDLERS	TOTAL	SENS.	SEER <sup>1</sup>	EER <sup>2</sup>	TOTAL	SENS.	HI <sup>4</sup>	HSPF <sup>5</sup>		
DZ14SA 0484A* (cont.)	CHPF4860D6D*+MBVC2000**-1A*	45,500	36,000	14.50	12.00	44,000	35,000	44,000	9.00	27,600	1,570	9121633
	CHPF4860D6D*+MBVC2000**-1A*+TXV	45,500	36,000	15.00	12.50	44,000	35,000	44,000	9.00	27,600	1,570	9121634
	CSCF4860N6D*+EEP+TXV	45,000	35,600	14.00	11.50	43,500	34,800	45,000	9.00	27,600	1,555	9121635
	CSCF4860N6D*+MBVC1600**-1A*	45,000	35,600	14.00	11.50	43,500	34,800	44,000	9.00	27,600	1,500	9121636
	CSCF4860N6D*+MBVC1600**-1A*+TXV	45,000	35,600	15.00	12.00	43,500	34,800	44,000	9.00	27,600	1,500	9121637
	CSCF4860N6D*+MBVC2000**-1A*	45,500	36,000	14.00	12.00	44,000	35,000	44,000	9.00	27,600	1,570	9121638
	CSCF4860N6D*+MBVC2000**-1A*+TXV	45,500	36,000	15.00	12.50	44,000	35,000	44,000	9.00	27,600	1,570	9121639
DZ14SA 0603A*	ASPT61D14A*	56,500	43,000	14.00	11.50	54,500	42,000	59,000	8.50	36,000	1,800	9121574
	CA*F4961*6D*+EEP+TXV	55,500	42,000	14.00	11.50	53,500	41,000	59,000	8.50	36,600	1,600	9121575
	CA*F4961*6D*+MBVC2000**-1A*	57,000	43,500	14.00	11.50	55,000	42,500	59,000	9.00	36,600	1,770	9121576
	CA*F4961*6D*+MBVC2000**-1A*+TXV	57,000	43,500	14.50	12.00	55,000	42,500	59,000	9.00	36,600	1,770	9121577
	CHPF4860D6D*+EEP+TXV	55,000	42,000	14.00	11.50	53,000	41,000	57,000	8.50	36,600	1,600	9121578
	CHPF4860D6D*+MBVC2000**-1A*	57,000	43,500	14.00	11.50	55,000	42,500	59,000	9.00	36,000	1,770	9121579
	CHPF4860D6D*+MBVC2000**-1A*+TXV	57,000	43,500	14.50	12.00	55,000	42,500	59,000	9.00	36,000	1,770	9121580
	CSCF4860N6D*+MBVC2000**-1A*	57,000	43,500	14.00	11.50	55,000	42,500	59,000	9.00	36,000	1,770	9121581
CSCF4860N6D*+MBVC2000**-1A*+TXV	57,000	43,500	14.00	12.00	55,000	42,500	59,000	9.00	36,000	1,770	9121582	
DZ14SA 0604A*	ASPT61D14A*	56,500	43,000	14.00	11.50	54,500	42,000	59,000	8.50	36,000	1,800	9121640
	CA*F4961*6D*+EEP+TXV	55,500	42,000	14.00	11.50	53,500	41,000	59,000	8.50	36,600	1,600	9121641
	CA*F4961*6D*+MBVC2000**-1A*	57,000	43,500	14.00	11.50	55,000	42,500	59,000	9.00	36,600	1,770	9121642
	CA*F4961*6D*+MBVC2000**-1A*+TXV	57,000	43,500	14.50	12.00	55,000	42,500	59,000	9.00	36,600	1,770	9121643
	CHPF4860D6D*+EEP+TXV	55,000	42,000	14.00	11.50	53,000	41,000	57,000	8.50	36,600	1,600	9121644
	CHPF4860D6D*+MBVC2000**-1A*	57,000	43,500	14.00	11.50	55,000	42,500	59,000	9.00	36,000	1,770	9121645
	CHPF4860D6D*+MBVC2000**-1A*+TXV	57,000	43,500	14.50	12.00	55,000	42,500	59,000	9.00	36,000	1,770	9121646
	CSCF4860N6D*+MBVC2000**-1A*	57,000	43,500	14.00	11.50	55,000	42,500	59,000	9.00	36,000	1,770	9121647
CSCF4860N6D*+MBVC2000**-1A*+TXV	57,000	43,500	14.00	12.00	55,000	42,500	59,000	9.00	36,000	1,770	9121648	

^ Rated in accordance with ANSI/AHRI Standard 210/240

<sup>1</sup> Seasonal Energy Efficiency Ratio

<sup>2</sup> Energy Efficiency Ratio @ 80°F/ 67°F/ 95°F

<sup>3</sup> TVA Rating: BTU/h @ 75°F/ 63°F - 95°F

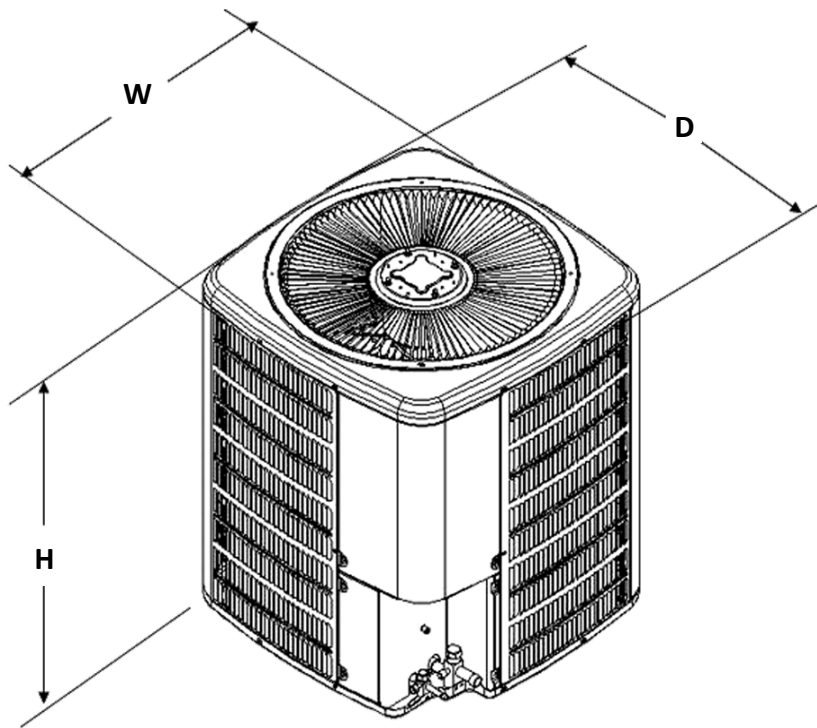
<sup>4</sup> Rated heating capacity at 47°F outdoor per AHRI 210/240

<sup>5</sup> HSPF = Heating Seasonal Performance Factor

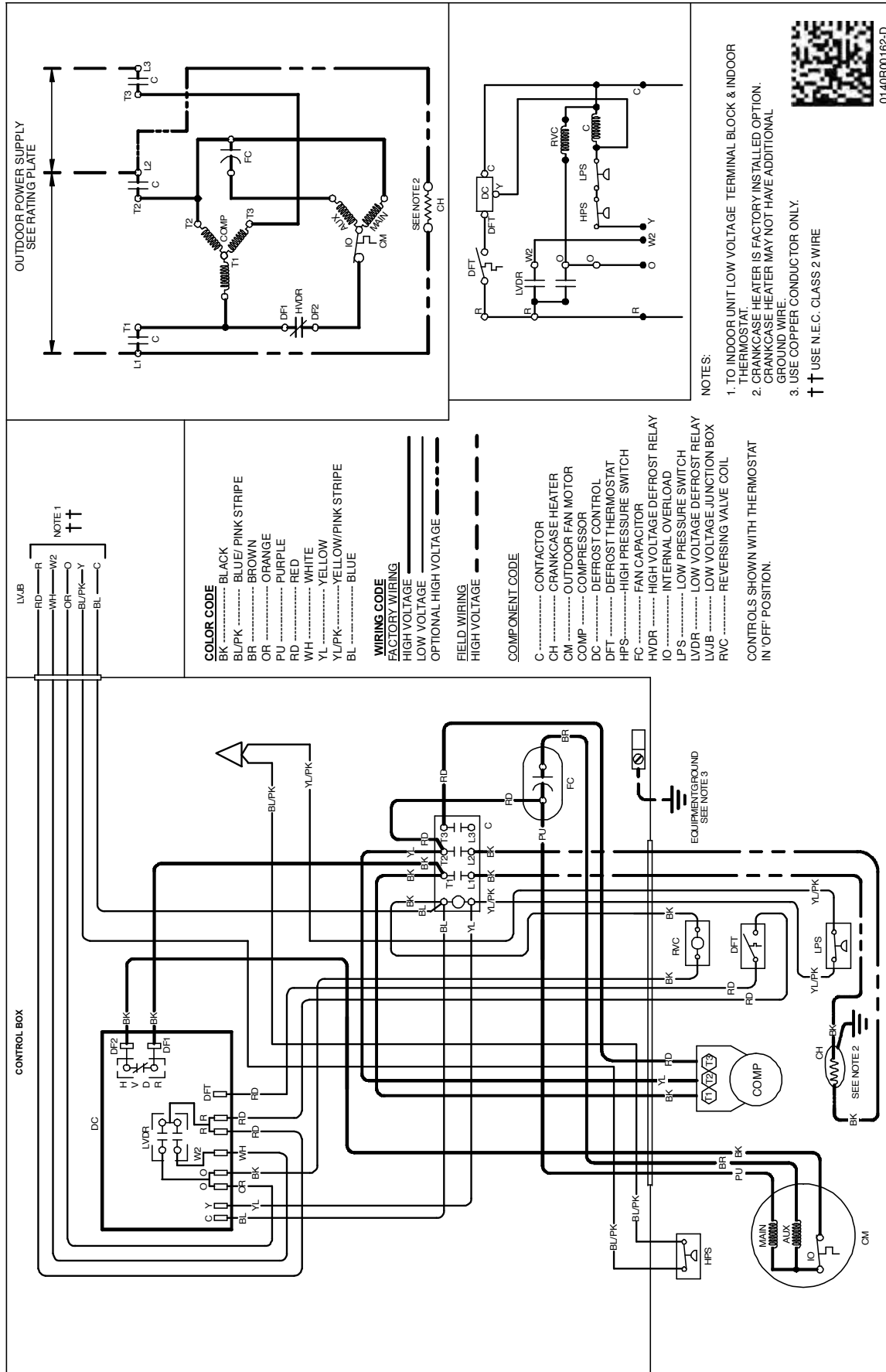
<sup>6</sup> Heating capacity at 17°F outdoor

**NOTES**

- Always check the S&R plate for electrical data on the unit being installed.
- When matching outdoor unit to indoor unit, use the piston supplied with the outdoor unit or that specified on the piston kit chart supplied with the indoor unit.
- EEP - Order from Service Dept. Part No. B13707-38 or new Solid State Board B13707-35S. Part No. B13707-38 is not interchangeable with B13707-35S. The Daikin Gas Furnace contains the EEP cooling time delay



MODEL	DIMENSIONS		
	W"	D"	H"
DZ14SA0363A*	29	29	32¼
DZ14SA0364A*	29	29	32¼
DZ14SA0483A*	29	29	34¼
DZ14SA0484A*	29	29	34¼
DZ14SA0603A*	35½	35½	34¼
DZ14SA0604A*	35½	35½	34¼



01-40R00162-D

**WARNING**

⚡

High Voltage: Disconnect all power before servicing or installing this unit. Multiple power sources may be present. Failure to do so may cause property damage, personal injury, or death.

Wiring is subject to change. Always refer to the wiring diagram on the unit for the most up-to-date wiring.

MODEL #	DESCRIPTION	DZ14SA 0363A*	DZ14SA 0364A*	DZ14SA 0483A*	DZ14SA 0484A*	DZ14SA 0603A*	DZ14SA 0604A*
0130R00000S	Low-pressure Switch Kit	X	X	X	X	X	X
ABK-20	Anchor Bracket Kit ^	X	X	X	X	X	X
ASC-01	Anti-Short Cycle Kit	X	X	X	X	X	X
AFE18-60A	All-fuel Kit	X	X	X	X	X	X
LAKT-01	Low-ambient Kit	X	X	X	X	X	X
FSK01A <sup>1</sup>	Freeze Protection Kit	X	X	X	X	X	X
OT18-60A <sup>2</sup>	Outdoor Thermostat	X	X	X	X	X	X
OT/EHR18-60	Emergency Heat Relay kit	X	X	X	X	X	X
TX3N4 <sup>2</sup>	TXV Kit	X	X				
TX5N4 <sup>2</sup>	TXV Kit			X	X	X	X

^ Contains 20 brackets; four brackets needed to anchor unit to pad

<sup>1</sup> Installed on indoor coil

<sup>2</sup> Required for heat pump applications where ambient temperatures fall below 0°F with 50% or higher relative humidity.

<sup>3</sup> Field-installed, non-bleed, expansion valve kit — Condensing units and heat pumps with reciprocating compressors require the use of start-assist components when used in conjunction with an indoor coil using a non-bleed thermal expansion valve refrigerant metering device or liquid line solenoid kit.