

Job Name:	Date:
System Reference:	



Outdoor Unit: MXZ-3C30NAHZ2

ACCESSORIES

- 3/8" x 1/2" Port Adapter (MAC-A454JP-E)
- 1/2" x 3/8" Port Adapter (MAC-A455JP-E)
- 1/2" x 5/8" Port Adapter (MAC-A456JP-E)
- 1/4" x 3/8" Port Adapter (PAC-493PI)
- 3/8" x 5/8" Port Adapter (PAC-SG76RJ-E)
- M-NET Adapter (PAC-IF01MNT-E)
- Airflow Guide (PAC-SH96SG-E)

(For data on specific indoor units, see the MXZ-C Technical and Service Manual.)

Specifications			Model Name
Unit Type			MXZ-3C30NAHZ2
Cooling* (Non-ducted / Ducted)	Rated Capacity	Btu/h	28,400 / 27,400
	Capacity Range	Btu/h	6,000 - 28,400
	Rated Total Input	W	2,272 / 2,661
Heating at 47°F* (Non-ducted / Ducted)	Rated Capacity	Btu/h	28,600 / 27,600
	Capacity Range	Btu/h	7,200 - 36,000
	Rated Total Input	W	2,096 / 2,187
Heating at 17°F* (Non-ducted/Ducted)	Rated Capacity	Btu/h	18,000 / 16,500
	Maximum Capacity	Btu/h	28,600 / 27,600
	Rated Total Input	W	1,991 / 1,993
Heating at 5°F*	Maximum Capacity	Btu/h	28,600
Energy Star® (ENERGY STAR products are third-party certified by an EPA-recognized Certification Body.)			Yes
Electrical Requirements	Power Supply	Voltage, Phase, Hertz	208 / 230V, 1-Phase, 60 Hz
	Recommended Fuse/Breaker Size	A	40
	MCA	A	30.5
Voltage	Indoor - Outdoor S1-S2	V	AC 208 / 230
	Indoor - Outdoor S2-S3	V	DC ±24
Compressor			DC INVERTER-driven Twin Rotary
Fan Motor (ECM)		F.L.A.	2.43
Sound Pressure Level	Cooling		54
	Heating		58
External Dimensions (H x W x D)		In / mm	41-9/32 x 37-13/32 x 13 1048 x 950 x 330
Net Weight		Lbs / kg	189 / 86
External Finish			Munsell No. 3Y 7.8/11
Refrigerant Pipe Size O.D. — Eight Ports	Liquid (High Pressure)	In / mm	1/4 / 6.35
	Gas (Low Pressure)		A:1/2 / 12.7 ; B,C: 3/8 / 9.52
Max. Refrigerant Line Length		Ft / m	230 / 70
Max. Piping Length for Each Indoor Unit		Ft / m	82 / 25
Max. Refrigerant Pipe Height Difference	If IDU is Above ODU	Ft / m	49 / 15
	If IDU is Below ODU	Ft / m	49 / 15
Connection Method			Flared/Flared
Refrigerant			R410A

* Rating Conditions per AHRI Standard:

Cooling | Indoor: 80° F (27° C) DB / 67° F (19° C) WB
Cooling | Outdoor: 95° F (35° C) DB / W.B. 23.9° C (75° F)

Heating at 47°F | Indoor: 70° F (21° C) DB / 60° F (16° C) WB
Heating at 47°F | Outdoor: 47° F (8° C) DB / 43° F (6° C) WB

Heating at 17° F | Indoor: 70° F (21° C) DB
Heating at 17° F | Outdoor: 17° F (-8° C) DB / 15° F (-9° C) WB

SPECIFICATIONS: MXZ-3C30NAHZ2, contd.

OPERATING RANGE:

	Outdoor
Cooling	D.B. 14 to 115° F [D.B. -10 to 46° C]*1
Heating	W.B. -13 to 65° F [W.B. -25 to 18° C]

*1. D.B. 5 to 115° F [D.B. -15 to 46° C], when an optional Air Outlet Guide is installed.

ENERGY EFFICIENCIES:

Indoor Unit Type	SEER	EER	HSPF	COP @ 47°F	COP @ 17°F
Non-ducted (06 + 06 + 09)	18.0	12.5	11.0	4.00	2.65
Ducted and Non-ducted	17.00	11.40	10.40	3.85	2.58
Ducted (09 + 09 + 09)	16.0	10.3	9.8	3.70	2.50

NOTES:

- Minimum of two Indoor Units must be connected to the MXZ-3C30NAHZ2.
- Minimum installed capacity cannot be less than 12,000 Btu/h.
- Total connected capacity must not exceed 130% of outdoor unit capacity.
- System can operate with only one Indoor Unit turned on.
- Information provided at 208/230V.
- For Reference:
 - MXZ-C Technical & Service Manual for detailed specifications and additional information per Indoor Unit Combination.
 - MXZ Series Multi-Zone Indoor/Outdoor Combination Table for allowed unit combinations.

MVZ CONNECTION RULES:

- Only 1 MVZ may be used on any system.
- When an MVZ is connected, total connected capacity must be 100% or less.
- When an MVZ is connected, no P-Series indoor units can be used (PCA, PLA, or PEAD).

Notes:

MXZ-3C30NAHZ2 OPERATIONAL PERFORMANCE

DUCTED:

Operational Performance for Indoor Unit Combinations (Unit A + Unit B + Unit C)	Cooling Capacity Range (Btu/h)			Power Usage Range (W)	Current (208/230V)
	Heating Capacity Range (Btu/h)				
	Unit A	Unit B	Unit C		
9	9000	0	0	TBD	
	10900	0	0		
12	12000	0	0		
	13600	0	0		
15	15000	0	0		
	18000	0	0		
18	17200	0	0		
	21600	0	0		
24	24000	0	0		
	24000	0	0		
9 + 9	9000	9000	0		
	10900	10900	0		
9 + 12	9000	12000	0		
	9771	13029	0		
9 + 15	9000	15000	0		
	9000	15000	0		
9 + 18	8000	16000	0		
	8000	16000	0		
9 + 24	6545	17455	0		
	6545	17455	0		
12 + 12	12000	12000	0		
	12000	12000	0		
12 + 15	10667	13333	0		
	10667	13333	0		
12 + 18	9600	14400	0		
	9600	14400	0		
12 + 24	8000	16000	0		
	8000	16000	0		
15 + 15	12000	12000	0		
	12000	12000	0		
15 + 18	10909	13091	0		
	10909	13091	0		
18 + 18	12000	12000	0		
	12000	12000	0		
9 + 9 + 9	9000	9000	9000		
	9133	9133	9133		
9 + 9 + 12	8220	8220	10960		
	8280	8280	11040		
9 + 9 + 15	7473	7473	12455		
	7527	7527	12545		
9 + 9 + 18	6850	6850	13700		
	6900	6900	13800		
9 + 12 + 12	7473	9964	9964		
	7527	10036	10036		
9 + 12 + 15	6850	9133	11417		
	6900	9200	11500		
12 + 12 + 12	9133	9133	9133		
	9200	9200	9200		

MXZ-3C30NAHZ2 OPERATIONAL PERFORMANCE, contd.

NON-DUCTED:

Operational Performance for Indoor Unit Combinations (Unit A + Unit B + Unit C)	Cooling Capacity Range (Btu/h)			Power Usage Range (W)	Current (208/230V)
	Heating Capacity Range (Btu/h)				
	Unit A	Unit B	Unit C		
6	6000	0	0	TBD	
	7400	0	0		
9	9000	0	0		
	11000	0	0		
12	12000	0	0		
	14400	0	0		
15	14000	0	0		
	18000	0	0		
18	17200	0	0		
	21600	0	0		
24	22500	0	0		
	22600	0	0		
6 + 6	6000	6000	0		
	7400	7400	0		
6 + 9	6000	9000	0		
	7360	11040	0		
6 + 12	6000	12000	0		
	7333	14667	0		
6 + 15	5714	14286	0		
	6286	15714	0		
6 + 18	5750	17250	0		
	5750	17250	0		
6 + 24	4800	19200	0		
	4800	19200	0		
9 + 9	9000	9000	0		
	11000	11000	0		
9 + 12	8571	11429	0		
	9429	12571	0		
9 + 15	8625	14375	0		
	8625	14375	0		
9 + 18	8000	16000	0		
	8000	16000	0		
9 + 24	6545	17455	0		
	6545	17455	0		
12 + 12	11500	11500	0		
	11500	11500	0		
12 + 15	10667	13333	0		
	10667	13333	0		
12 + 18	9600	14400	0		
	9600	14400	0		
12 + 24	8000	16000	0		
	8000	16000	0		
15 + 15	12000	12000	0		
	12000	12000	0		
15 + 18	10909	13091	0		
	10909	13091	0		
18 + 18	12000	12000	0		
	12000	12000	0		
6 + 6 + 6	6000	6000	6000		
	7400	7400	7400		
6 + 6 + 9	6000	6000	9000		
	7371	7371	11057		
6 + 6 + 12	6000	6000	12000		
	7100	7100	14200		
6 + 6 + 15	5778	5778	14444		
	6311	6311	15778		
6 + 6 + 18	5680	5680	17040		
	5720	5720	17160		
6 + 6 + 24	4733	4733	18933		
	4767	4767	19067		

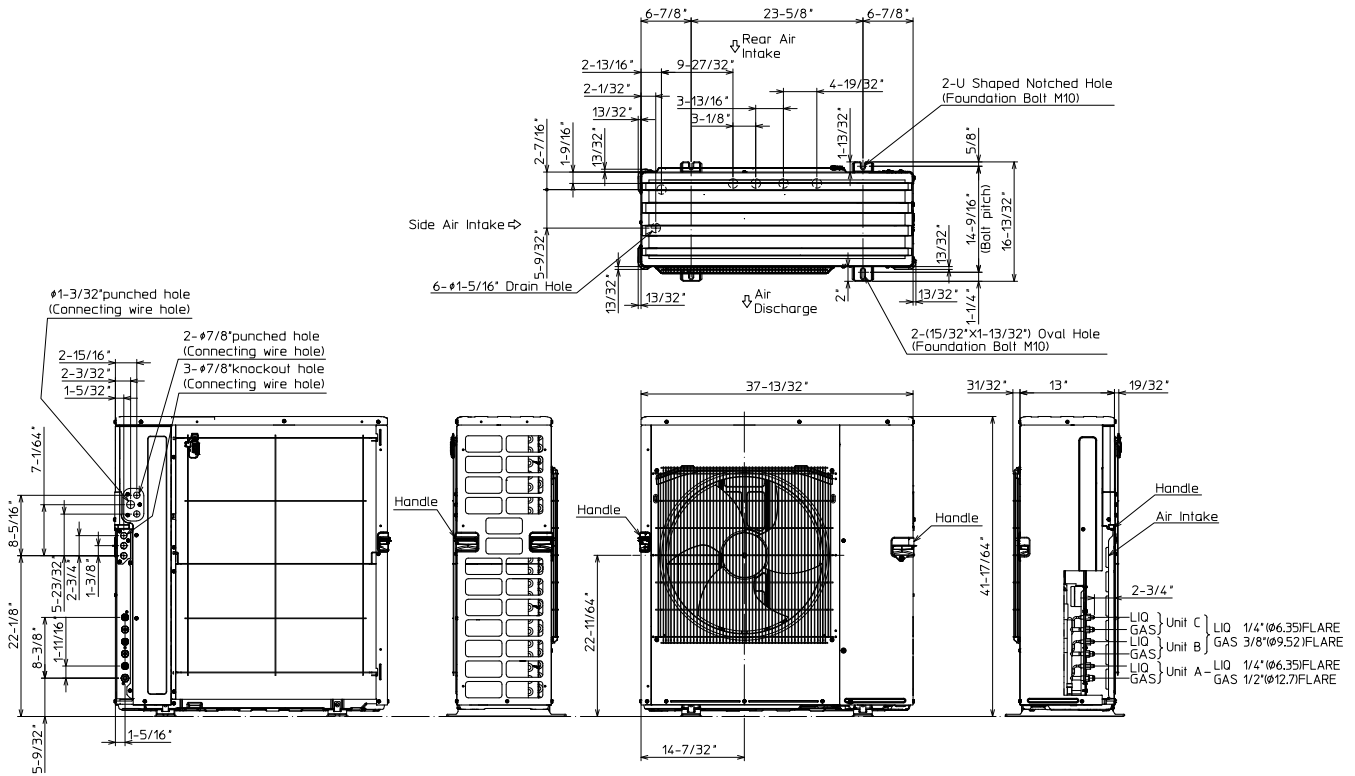
MXZ-3C30NAHZ2 OPERATIONAL PERFORMANCE, contd.

NON-DUCTED:

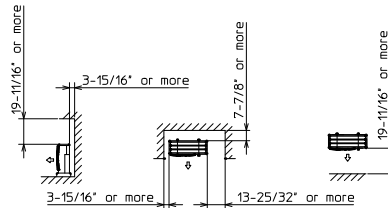
Operational Performance for Indoor Unit Combinations (Unit A + Unit B + Unit C)	Cooling Capacity Range (Btu/h)			Power Usage Range (W)	Current (208/230V)
	Heating Capacity Range (Btu/h)				
	Unit A	Unit B	Unit C		
6 + 9 + 9	6000	9000	9000	TBD	
	7100	10650	10650		
6 + 9 + 12	5778	8667	11556		
	6311	9467	12622		
6 + 9 + 15	5680	8520	14200		
	5720	8580	14300		
6 + 9 + 18	5164	7745	15491		
	5200	7800	15600		
6 + 12 + 12	5680	11360	11360		
	5720	11440	11440		
6 + 12 + 15	5164	10327	12909		
	5200	10400	13000		
6 + 12 + 18	4733	9467	14200		
	4767	9533	14300		
6 + 15 + 15	4733	11833	11833		
	4767	11917	11917		
9 + 9 + 9	8667	8667	8667		
	9467	9467	9467		
9 + 9 + 12	8520	8520	11360		
	8580	8580	11440		
9 + 9 + 15	7745	7745	12909		
	7800	7800	13000		
9 + 9 + 18	7100	7100	14200		
	7150	7150	14300		
9 + 12 + 12	7745	10327	10327		
	7800	10400	10400		
9 + 12 + 15	7100	9467	11833		
	7150	9533	11917		
12 + 12 + 12	9467	9467	9467		
	9533	9533	9533		

DIMENSIONS: MXZ-3C30NAHZ2

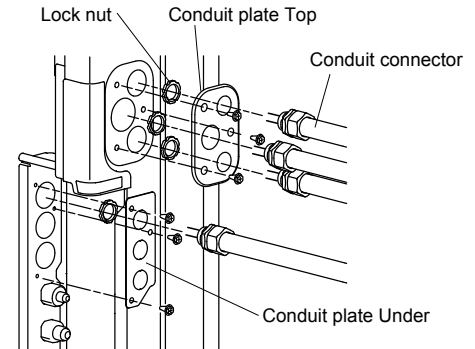
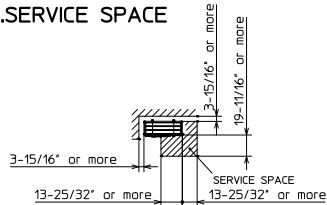
Unit: inch (mm)



1.FREE SPACE



2.SERVICE SPACE



COOLING & HEATING

1340 Satellite Boulevard, Suwanee, GA 30024
Toll Free: 800-433-4822 www.mehvac.com

