

Submittal Data Information

Taco 0015e3 ECM Circulator

Effective: November 3, 2016

Supersedes: NEW

Job: _____ Engineer: _____ Contractor: _____ Rep: _____

ITEM NO.	MODEL NO.

Specifications

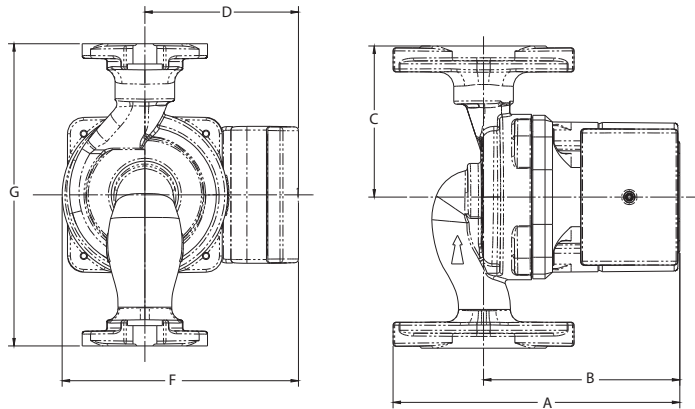
- Max. Shut-off Head: 18 feet
- Max. Flow: 16 gpm
- Max. Operating Pressure: 125 psi (8.6 bar)
- Max. Water Temp: 230°F (110°C)
- Min. Water Temp: 36°F (2°C)
- Electrical specifications:
 - Voltage: 120V, 60 Hz
 - Single phase
 - Max. Operating Power: 44W
 - Max. AMP Rating: 0.54
- Equipped with a cast iron casing and should be used for closed loop systems only
- Taco circulator pumps are for indoor use only
- Acceptable for use with water or maximum of 50% water/glycol solution
- Not for use on potable water or chilled water systems

Materials of Construction:

Casing:Cast Iron
 Stator Housing:Composite
 Cartridge:Composite
 Impeller:Composite
 Shaft:Ceramic
 Bearings:Carbon
 Thrust Bearing:Ceramic
 O-Ring & Gaskets:EPDM

Applications


The 0015e3 is a variable speed, high-efficiency wet rotor circulator with an ECM permanent magnet motor. Its ECM performance is equivalent to the Taco 0015 3-Speed circulator and is ideal for hydronic systems zoned with circulators or zone valves. 0015e3 is not suitable for potable water or chilled water systems.




Pump Dimensions & Weights

Model	Flange Type	A		B		C		D		F		G		Ship Wt.	
		in.	mm	in.	mm	in.	mm	in.	mm	in.	mm	in.	mm	lbs.	Kg
0015e3-F2	S	6	152	4-1/8	104	3-3/16	80	3-1/4	82	5	126	6-3/8	161	5.8	2.6
0015e3-F4	U	6	152	4-1/8	104	3-3/16	80	3-1/4	82	5-1/8	130	6-3/8	161	6	2.7

Mounting Positions



Flange Type



Electrical Data

Model	Volts	Hz	Ph	Max. Amps	Max. Watts	RPM
Both Models	120	60	1	.54	44	4830
Motor Type	ECM, Permanent Magnet, Thermally Protected					

